


File No. 23011/6/2016-Estt.
 Ministry of Chemical & Fertilizers
 Department of Chemicals & Petrochemicals
 Economic Division

Room No. 227, A -Wing
 Shastri Bhawan, New Delhi
 Dated: 18.11.2019

Subject: Monthly Summary to the Cabinet for the month of October, 2019 –Reg.

The undersigned is directed to circulate herewith a copy of the unclassified portion of the Monthly Summary pertaining to the Department of Chemicals & Petrochemicals for the month of October 2019, for information.


 (Dr.P.G.S.Rao)
 Director (ED)

To,

1. All Members of the Council of Ministers
2. Deputy Chairman, NitiAayog, Yojana Bhawan, New Delhi
3. Niti Aayog, Yojana Bhawan (with 10 spare copies)
4. The Principal Information Officer, Ministry of I & B, Shastri Bhawan, New Delhi

Copy to:

5. Secretary to the Government of India, All Ministries/Departments
6. Chairman, UPSC, Shahjahan Road, New Delhi-110069
7. Secretary to the President of India, Rashtrapati Bhawan, New Delhi-110004
8. Secretary to the Vice President of India, 6 Maulana Azad Road, New Delhi-110001
9. PS to Prime Minster of India, South Block, New Delhi-110011
10. Director, Cabinet Secretariat, Rashtrapati Bhawan, New Delhi-110004
11. Director, Inter-State Council Secretariat, MHA, Vigyan Bhawan Annexe, New Delhi-110011
12. PPS to Secretary (C&PC).

File No. 23011/6/2016-Estt.
Ministry of Chemical & Fertilizers
Department of Chemicals & Petrochemicals

MONTHLY SUMMARY FOR THE MONTH OF OCTOBER , 2019.

Important events for the month of October , 2019 are as follows:

1. HOCL produced 958 MTs of Phenol and 603 MTs of Acetone, with capacity utilization of 28.74% and 29.41% respectively for the month of October, 2019 and the capacity utilization was 66.26% and 68.62% respectively during April to October, 2019. The production of H₂O₂ was 880 MTs with capacity utilization of 101%. During April-October, 2019 the capacity utilization of H₂O₂ remained at 28.10% due to non-availability of Hydrogen.
2. Hindustan Insecticides Ltd (HIL) produced 97.60 MTs of Malathion during the month. DDT 50% WDP was not produced in October, 2019 since there was no demand from the National Vector Borne Disease Common Programme (NVBDCP) and exporters.
3. Hindustan Fluorocarbon Ltd (HFL) produced 95 MTs of CFM22 during the month. The Capacity utilization for the month of October, 2019 is 90% and during April to October, 2019 it is 71%.
4. Brahmaputra Cracker and Polymer Limited (BCPL), Assam has produced 27,119 MTs of polymers and 5,139 MTs of Liquid Hydrocarbons during October 2019. It sold 19,691 MTs of Polymers and 5,745 MTs of Liquid Hydrocarbons during the month. The plant achieved around 115% capacity utilization during the current financial year till October.
5. Till Oct'19 end, CIPET enrolled/ trained 25,707 students (13,029 enrolled in long term programmes and 12,678 trained through short term training programmes) during the year, under academic and skill development activities.
6. Hon'ble Minister (C&F) has visited the M/s BASF site in Germany on 16th October, 2019 and had a detailed discussion with the management of M/s BASF. After the discussion, M/s BASF announced nearly doubling of the proposed investment in India from Euro 2 billion to US\$ 4 billion (Approx Rs. 28,000 crore) for establishing a joint venture by M/s BASF and M/s Adani Group.
7. Jointly with CM, Govt. of Andhra Pradesh, Hon'ble Minister (C&F) inaugurated CIPET: Centre for Skilling and Technical Support (CSTS), Vijaywada on 24th October, 2019. He also inaugurated CIPET: IPT, Kochi building on 31st October, 2019.
8. An amount of Rs. 1548.61 crore has so far been awarded to Bhopal Gas Victims as original compensation, in 5,74,391 cases. The Welfare Commissioner, Bhopal Gas Victims, has so far awarded a sum of Rs. 1517.84 crore as pro-rata compensation in 5,63,113 awarded cases till October, 2019.

-2-

9. Till October, 2019, the Welfare Commissioner decided 61,240 ex-gratia cases, out of which awarded and rejected cases are 49,722 and 11,518 respectively. An amount of Rs. 830.23 crore has been awarded as ex-gratia to 49,722 claimants. During the month of October, 2019, an amount of Rs. 0.61 crore has been disbursed in 44 awarded cases.

10. Hon'ble Minister (C&F) has led a delegation for inauguration of Indian Pavilion in respect of K-Fair 2019 and for overseas promotion of Indian Chemicals and Petrochemicals Industry, PCPIRs & India Chem 2020 to Belgium and Germany from 14th to 17th October, 2019.

11. The 3rd Meeting of the Coordination Committee was held on 22nd October, 2019 to discuss the interventions needed in respect of inadequate supply of gas to Brahmaputra Cracker & Polymer Limited (BCPL) as per agreement under the co-chairmanship of Secretary (C&PC) and Secretary (M/o P&NG).

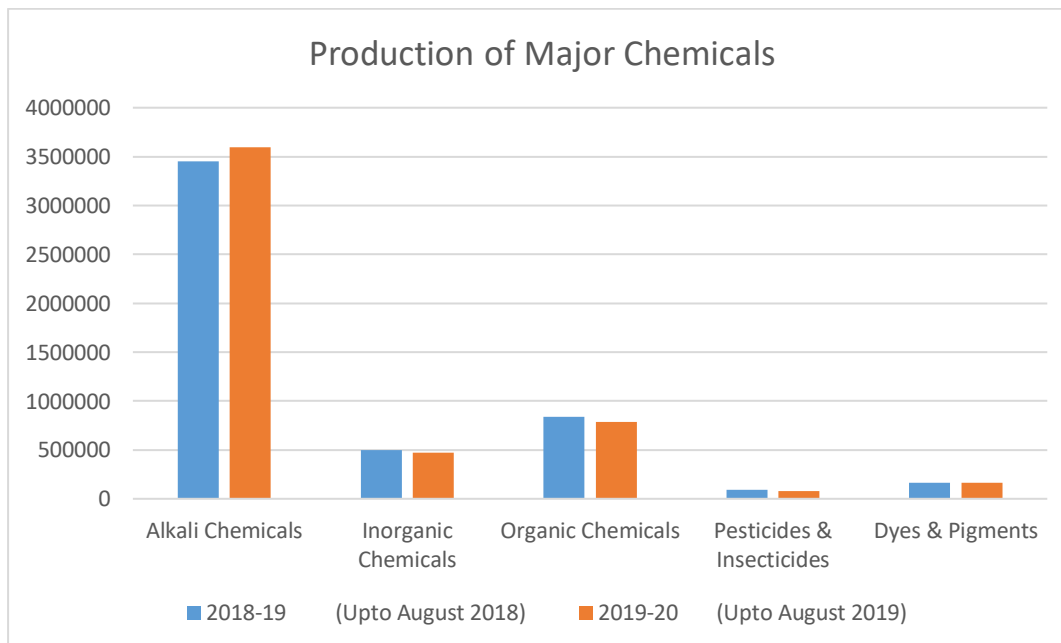
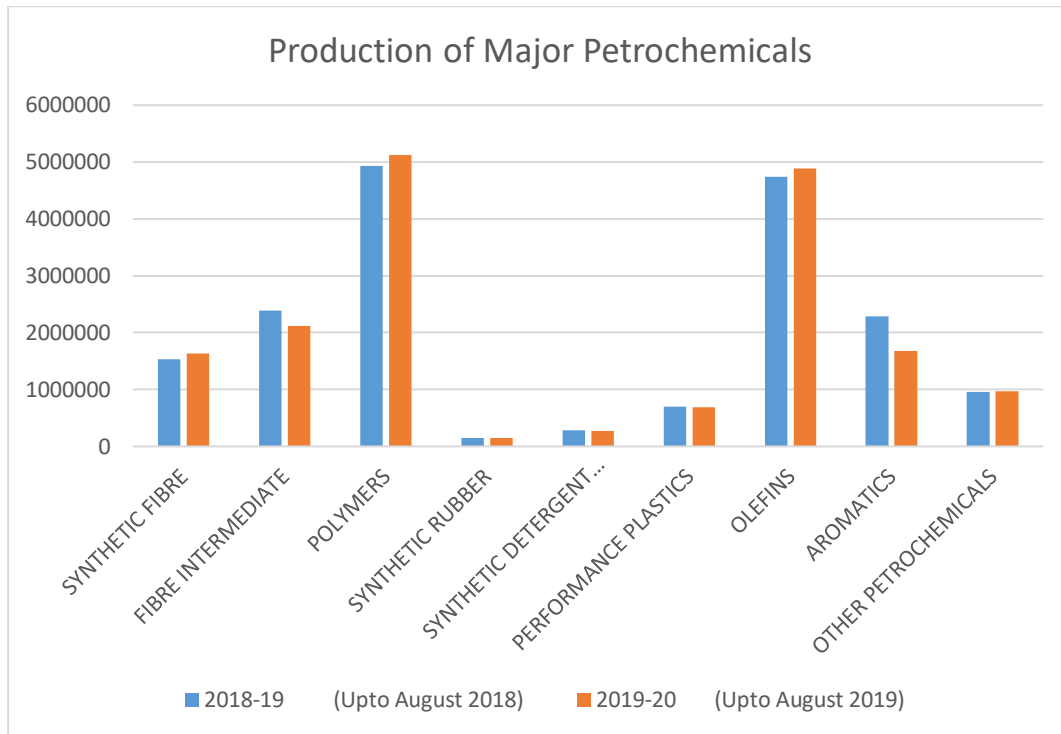
12. A pledge taking ceremony was organized in the Department on "Rashtriya Ekta Diwas" on 31st October, 2019.

13. Production of Chemicals & Petro-chemicals:

- The quantum of production of *Major Chemicals* has increased to 50.89 lakh tonnes during 2019-20 (upto Aug-2019) as compared to 50.45 lakh tonnes during the corresponding period of the previous year, recording an incline of 0.87%.
- Among *Major Chemicals*, the production of *Alkali Chemicals* have increased by 4.14% and in case of others the growth is negative.
- Production was down in case of *Inorganic Chemicals, Organic Chemicals, Pesticides & Insecticides* and *Dyes & Pigments* during the period as compared to the last year.
- The quantum of production of *Major Petrochemicals* has decreased to 175.39 lakh tonnes during 2019-20 (upto Aug-2019) as compared to 179.49 lakh tonnes during the corresponding period of the previous year, recording a decline of 2.28%.
- Among *Major Petrochemicals*, Highest growth was recorded in case of *Synthetic fibre* (7.05%) followed by *Polymers* (3.84%), *Olefins* (3.15%), *Synthetic Rubber* (2.68%) and *Other Petrochemicals* (1.00%) during the period.
- Production was down in case of *Fibre Intermediate, Synthetic Detergent Intermediates, Performance Plastic and Aromatics* during the period as compared to the last year.

Following diagram present a summary of Major Chemicals & Petrochemicals Production during 2019-20 (Upto Aug-2019) vs. 2018-19 (Upto Aug-2018). (Data at Table-I & II)

-3-



14. Import/ Export of Major Chemicals & Petro-Chemicals:

(i) Rs. 5,152 crores value of *Major Chemicals* and Rs. 4,736 crores value of *Major Petrochemicals* were exported in the month of August 2019 and import of *Major Chemicals* and *Major Petrochemicals* were to the tune of Rs. 2675 crores and Rs. 8745 crores respectively during the month.

-4-

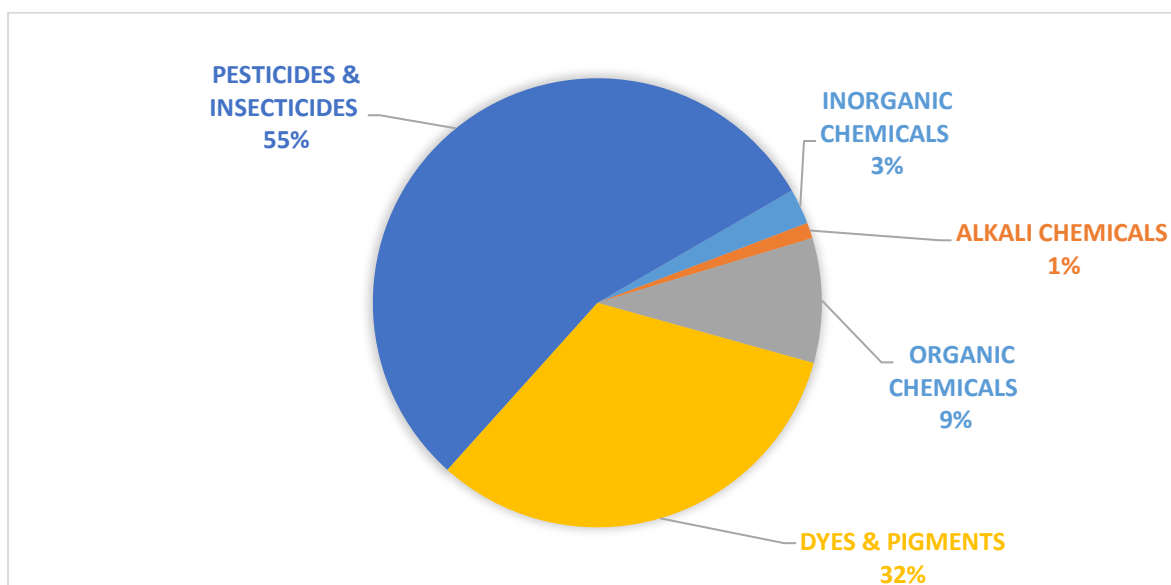
(ii) The combined exports of *Major Chemicals* and *Major Petrochemicals* in the year 2019-20 (up to August 2019) has decreased to Rs. 49.35 thousand crores from Rs 49.55 thousand crores and imports have decreased to Rs. 58.59 thousand crores from Rs. 62.69 thousand crores over the corresponding period of the previous year.

(iii) Rate of decrease of imports have been higher than that of exports and consequently trade deficit has decreased to Rs 9.24 thousand crores from Rs. 13.14 thousand crores in the corresponding period of the previous year.

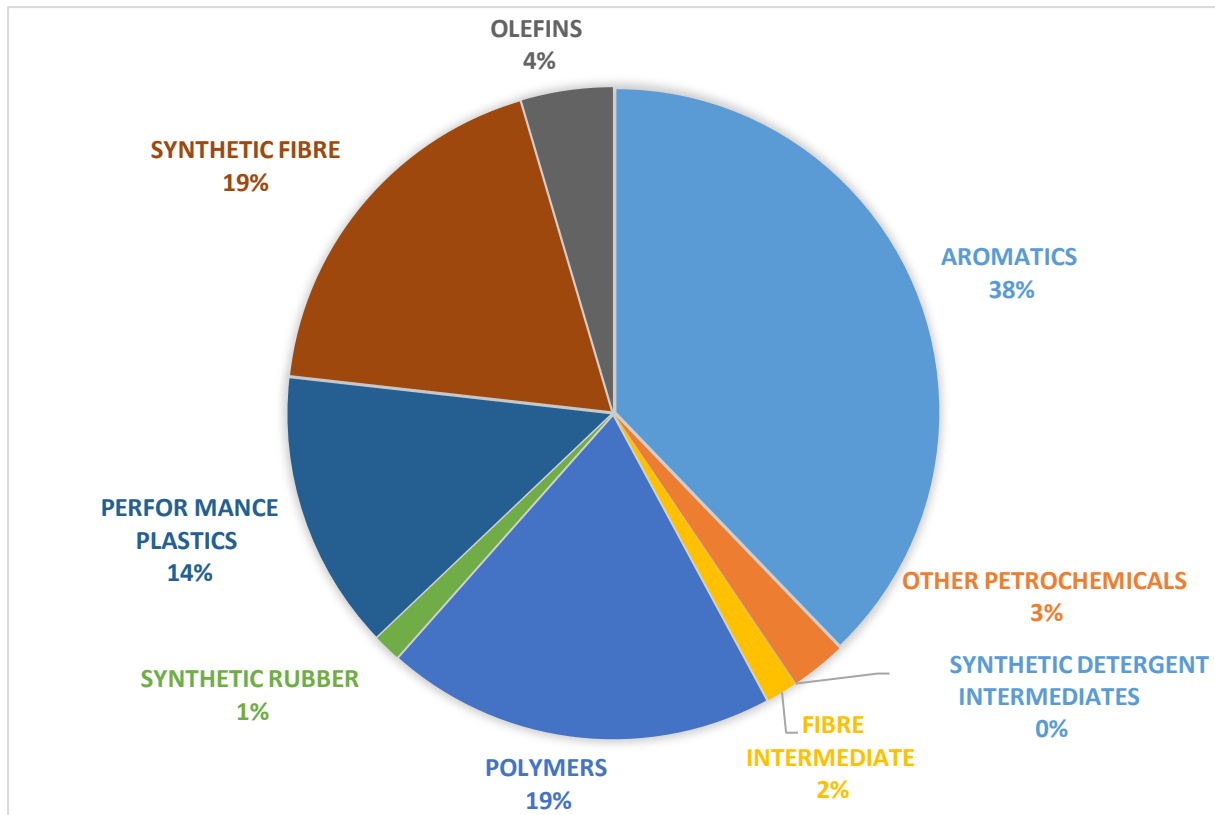
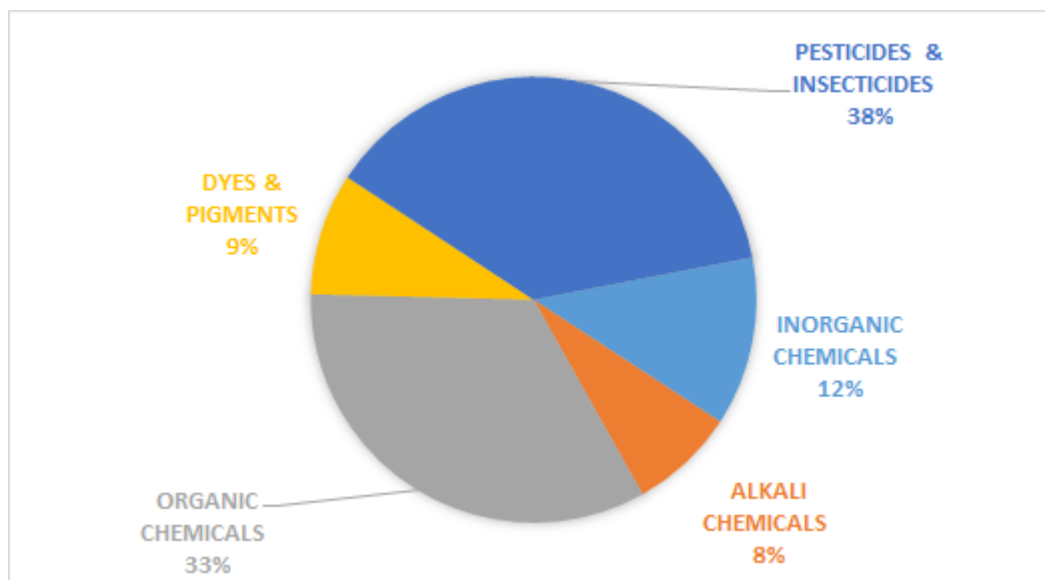
(iv) The export figures for *Major Chemicals* and *Major Petrochemicals* in the year 2019-20 (up to August 2019) stood at Rs. 22.89 thousand crores and Rs. 26.46 thousand crores respectively. The import figures for *Major Chemicals* and *Major Petrochemicals* in the year 2019-20 (up to August 2019) stood at Rs 15.68 thousand crores and Rs. 42.91 thousand crores respectively.

The pie charts below indicate the shares of different groups of Major Chemicals and Petrochemicals in total trade.

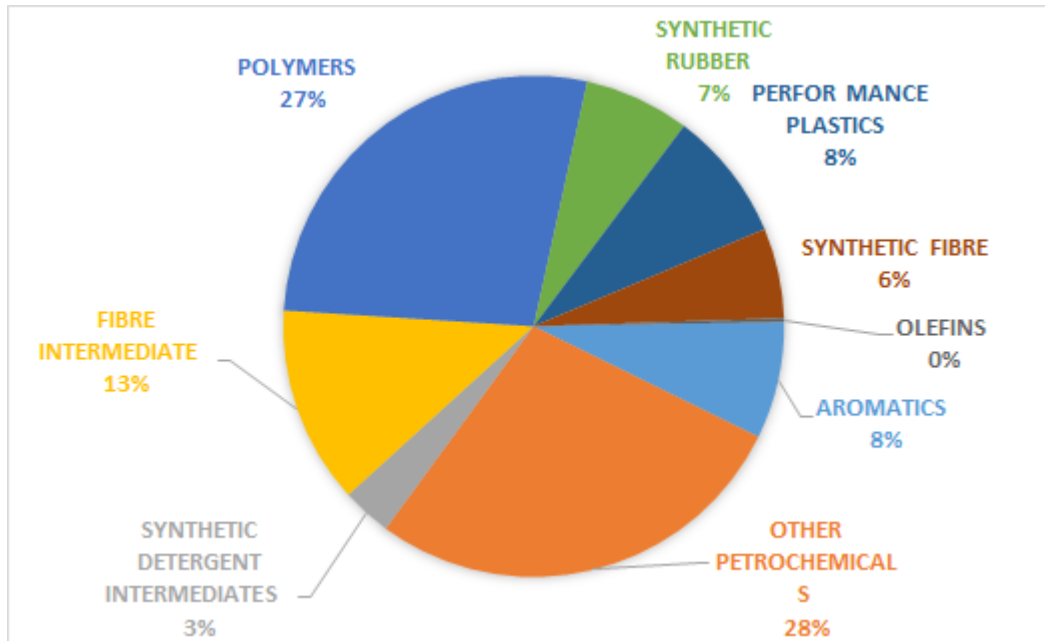
Export of Major Chemicals in August-2019(2019-20)



-5-

Export of Major Petrochemicals in August-2019(2019-20)**Import of Major Chemicals in August-2019(2019-20)**

-6-

Import of Major Petrochemicals in August-2019(2019-20)

-7-

Table-I

| Production of Major Chemicals | | | | |
|-------------------------------|------------------------------|-----------------------------|-----------------------------|----------------------------------|
| (Qty: MTs) | | | | |
| S.No. | Name of Major Chemical Group | 2018-19 (Up to August 2018) | 2019-20 (Up to August 2019) | % Growth in 2019-20 over 2018-19 |
| 1 | Alkali Chemicals | 3453815 | 3596747 | 4.14 |
| 2 | Inorganic Chemicals | 500579 | 469705 | -6.17 |
| 3 | Organic Chemicals | 835471 | 785556 | -5.97 |
| 4 | Pesticides & Insecticides | 89337 | 75964 | -14.97 |
| 5 | Dyes & Pigments | 166230 | 161536 | -2.82 |
| | Total | 5045432 | 5089508 | 0.87 |

Table-II

| Production of Major Petrochemicals | | | | |
|------------------------------------|-----------------------------------|-----------------------------|-----------------------------|----------------------------------|
| (Qty: MTs) | | | | |
| S.No. | Name of Major Petrochemical Group | 2018-19 (Up to August 2018) | 2019-20 (Up to August 2019) | % Growth in 2019-20 over 2018-19 |
| 1 | SYNTHETIC FIBRE | 1529547 | 1637418 | 7.05 |
| 2 | FIBRE INTERMEDIATE | 2383019 | 2121351 | -10.98 |
| 3 | POLYMERS | 4931618 | 5120972 | 3.84 |
| 4 | SYNTHETIC RUBBER | 147742 | 151707 | 2.68 |
| 5 | SYNTHETIC DETERGENT INTERMEDIATES | 277554 | 272404 | -1.86 |
| 6 | PERFORMANCE PLASTICS | 694157 | 691647 | -0.36 |
| 7 | OLEFINS | 4739904 | 4889318 | 3.15 |
| 8 | AROMATICS | 2282200 | 1682253 | -26.29 |
| 9 | OTHER PETROCHEMICALS | 962974 | 972615 | 1.00 |
| | Total | 17948715 | 17539685 | -2.28 |

Based on MPR received from Large & Medium Scale Industries.