

File No. 25011/3/2020-ED-CPC
Ministry of Chemical & Fertilizers
Department of Chemicals & Petrochemicals
Economic Division

Room No. 231, A -Wing
Shastri Bhawan, New Delhi
Dated: 21.10.2021

Subject: Monthly Summary to the Cabinet for the Month of September, 2021 – Reg.

The undersigned is directed to circulate herewith a copy of the unclassified portion of the Monthly Summary pertaining to the Department of Chemicals & Petrochemicals for the Month of September, 2021 for information.

Ram Sajeevan
(Ram Sajeevan)
Joint Director
(S&M/ED)

To,

1. All Members of the Council of Ministers
2. Vice Chairman, NITI Aayog, Yojana Bhawan, New Delhi
3. NITI Aayog, Yojana Bhawan (with 10 spare copies)
4. The Principal Information Officer, Ministry of I & B, Shastri Bhawan, New Delhi

Copy to:

5. Secretary to the Government of India, All Ministries/Departments
6. Secretary, UPSC, Shahjahan Road, New Delhi-110069
7. Secretary to the President of India, Rashtrapati Bhawan, New Delhi-110004
8. Secretary to the Vice President of India, 6 Maulana Azad Road, New Delhi-110001
9. PS to Prime Minister of India, South Block, New Delhi-110011
10. Director, Cabinet Secretariat, Rashtrapati Bhawan, New Delhi-110004
11. Director, Inter-State Council Secretariat, MHA, Vigyan Bhawan Annexe, New Delhi-110011
12. PPS to Secretary (C&PC)
13. Dir. (Admin), DCPC with a request to upload on the Departmental Website

MONTHLY SUMMARY FOR THE MONTH OF SEPTEMBER, 2021.

The important events/activities during the month of September, 2021 are as follows:

2. Hon'ble Prime Minister of India has inaugurated Central Institute of Petrochemicals Engineering and Technology (CIPET): Institute of Petrochemicals Technology (IPT) in Jaipur on 30th September, 2021 in virtual mode. Hon'ble Minister (C&F) and Hon'ble MOS (C&F) physically participated in the program at Jaipur.
3. During September 2021 under "Azadi Ka Amrit Mahotsav" to commemorate 75 years of India's independence, CIPET carried out various planned activities. Details of the same are given at Annexure.
4. CIPET has enrolled/trained 22,796 students (13,494 enrolled in long term and 9,302 trained through short term training programmes) till September, 2021 under academic and skill development activities.
5. For the benefit plastic & allied industries, 42,587 numbers of Technology Support Services in the area of Plastic Processing, Tooling, Testing, Design, Consultancy and inspection activities were undertaken by the CIPET till September, 2021.
6. Key indicators on production data of Chemical & Petrochemical Sector for the month of July, 2021 was prepared and sent to National Statistical Office (NSO), Ministry of Statistics & Programme Implementation (MoS&PI) for construction of Index of Industrial Production (IIP). Total production of Major Chemicals and Petrochemicals has increased by 13.41% during July, 2021 as compared to its previous month production.
7. HOCL produced 3,255 MTs of Phenol and 2,047 MTs of Acetone with capacity utilization of 97.66% and 99.85% respectively in September, 2021. The production of H₂O₂ was 845 MTs with capacity utilization of 97.01% during the month.
8. HIL India (Ltd.) produced 137.20 MTs of DDT Technical as per National Vector Borne Disease Control Programme (NVBDCP) order and export requirement.
9. During September, 2021, total 650 no. of samples were processed and analysis of the same are ongoing at Institute of Pesticide Formulation Technology (IPFT) under "Monitoring of Pesticide Residues at various districts of Rajasthan" sponsored by Government of Rajasthan. Additionally, 62 samples comprising of cereals, vegetables, fruits, milk and water, collected from three different locations were processed and their analysis are also ongoing at IPFT under the project "Monitoring of Pesticide residues at National Level".
10. Workshop for farmers on "Use of Botanical Pesticides for crop protection, Integrated Pest Management, Good Agricultural Practices, Soil health & Nutrition and safe & Judicious use of Pesticides" was organized by IPFT at three places of

Bidar districts of Karnataka from 20th-22nd, September, 2021. Wherein, more than 250 number of farmers have attended in each Programme.

11. By the end of September, 2021 the Welfare Commissioner decided 62,812 ex-gratia cases, out of which awarded and rejected cases are 51,319 and 11,493 respectively. A cumulative amount of Rs.857.63 crore has been awarded to 51,319 claimants. During the month, an amount of Rs.1.44 crore has been disbursed in 90 awarded cases.

12. Hindi Pakhwada was organized in the Department from 14th-28th September, 2021. The Award distribution ceremony of Hindi Pakhwada and unveiling of the in house magazine of the Department "Rasayan Darpan" was done by Hon'ble Minister of State (Chemicals and Fertilizers) on 28th September, 2021.

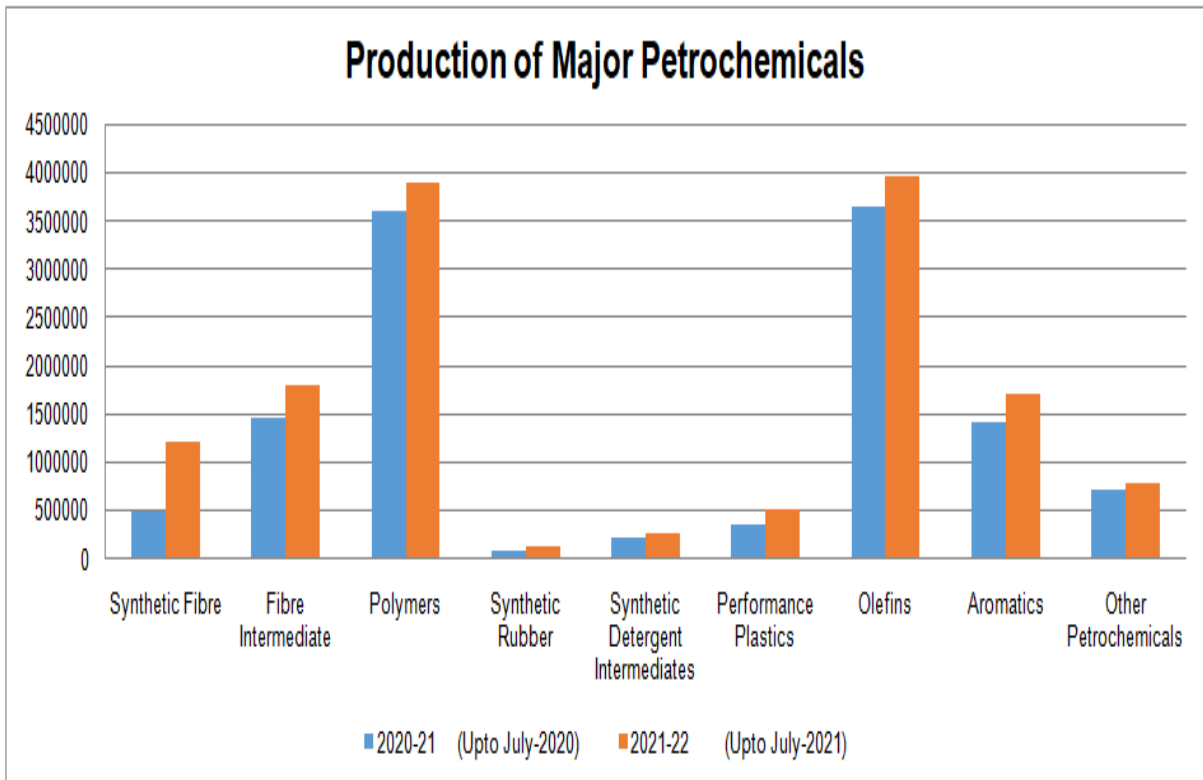
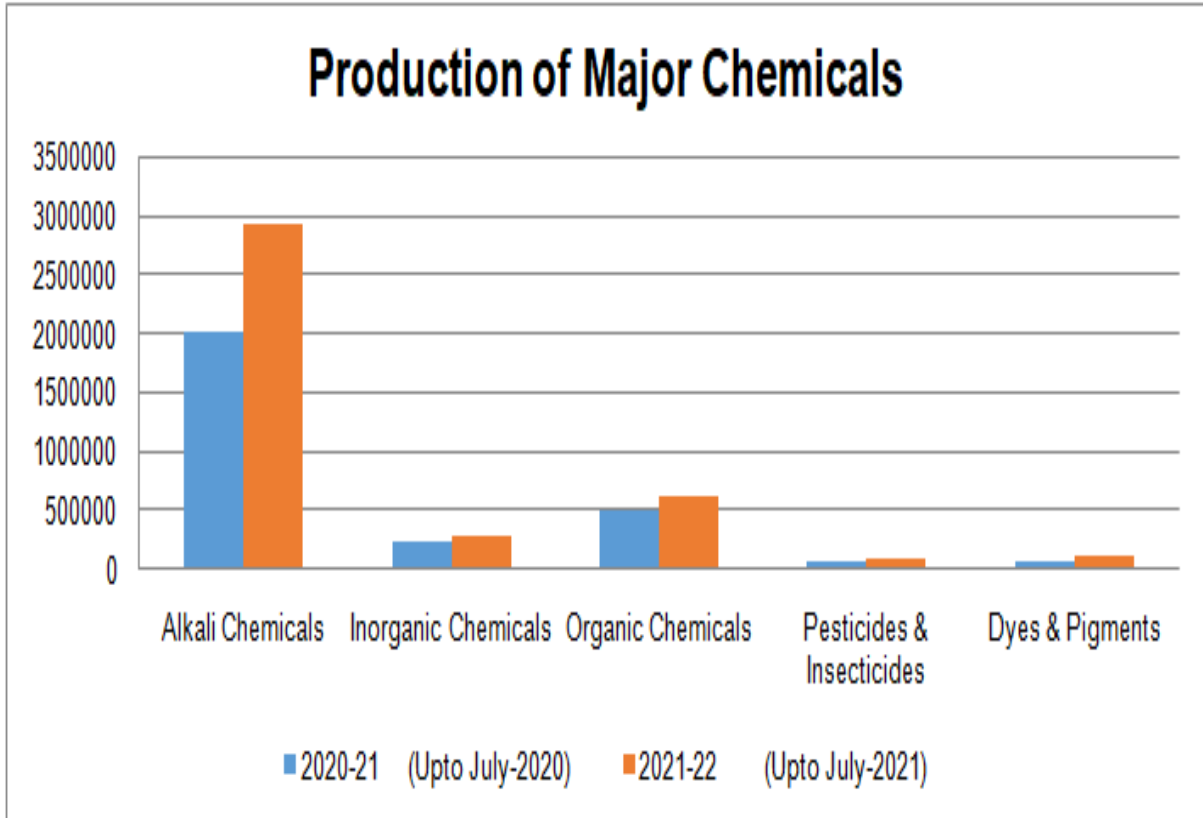
13. Department of Chemicals and Petrochemicals, its Public Sector Undertakings (PSUs) and Autonomous Bodies (ABs) are taking all the necessary precautions to break the chain of COVID-19 pandemic.

14. Swachhta Pakhwada was observed in the Department during 1st-15th September, 2021 in which Swachhta pledge was administered on 01.09.2021. Various Swachhta activities like disposal of scraps, webinars by PSUs and ABs of the Department on cleanliness, hygiene environment etc. was also undertaken.

15. Production of Chemicals & Petrochemicals:

- I. The quantum of production of *Major Chemicals* increased to 40.63 lakh tonnes during 2021-22 (up to July-2021) as compared to 28.92 lakh tonnes during the corresponding period of the previous year, recording an increase of 40.47%.
- II. Production of all *Major Chemicals* viz. *Alkali Chemicals, Inorganic Chemicals, Organic Chemicals, Pesticides & Insecticides and Dyes & Pigments* has increased during the period as compared to the last year.
- III. The quantum of production of *Major Petrochemicals* also increased to 142.62 lakh tonnes during 2021-22 (up to July-2021) as compared to 119.98 lakh tonnes during the corresponding period of the previous year, recording an increase of 18.87%.
- IV. Production of all the Major Petrochemicals i.e. *Synthetic Fibre, Fibre Intermediate, Polymers, Synthetic Rubber, Synthetic Detergent Intermediates, Performance Plastics, Olefins, Aromatics and Other Petrochemicals* increased during the period as compared to the last year.

Following diagram present a summary of Major Chemicals & Petrochemicals Production during 2021-22 (up to July, 2021) vs. 2020-21 (up to July, 2020). (Data at Table-I & II)



16. Import/ Export of Major Chemicals & Petro-Chemicals:

(i) *Major Chemicals* valued at Rs.6,023/- crores and *Major Petrochemicals* valued at Rs.6,648/- crores were exported in the month of July, 2021 and import of *Major Chemicals* and *Major Petrochemicals* were to the tune of Rs.4,458/- crores and Rs.8,482/- crores respectively during the month.

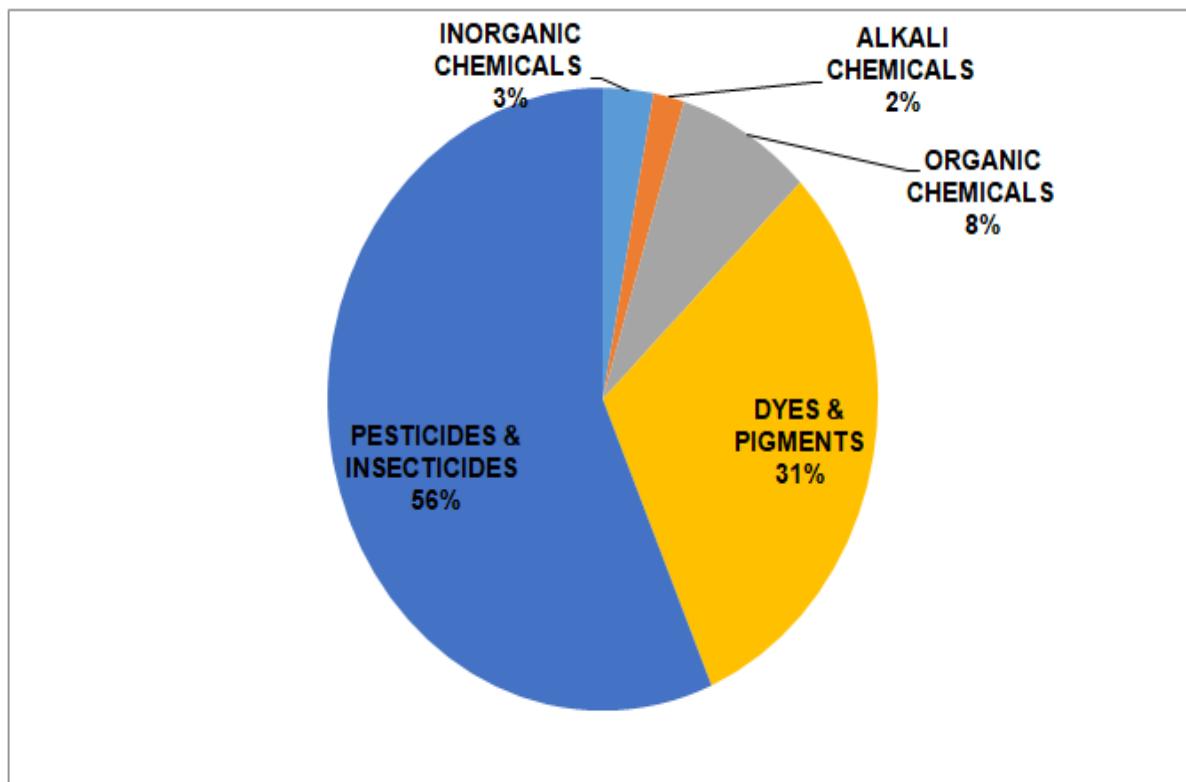
(ii) The combined exports of *Major Chemicals* and *Major Petrochemicals* in the year 2021-22 (up to July, 2021) has increased to Rs.47.37/- thousand crores from Rs.33.15/- thousand crores and imports have increased to Rs.55.44/- thousand crores from Rs.27.06/- thousand crores over the corresponding period of last year.

(iii) While exports and imports have both been more than that of the corresponding period of previous year, increase in imports has been more. There is trade deficit of Rs.8.07/- thousand crores in current year in comparison to trade surplus of Rs.6.09/- thousand crores in the corresponding period of the previous year.

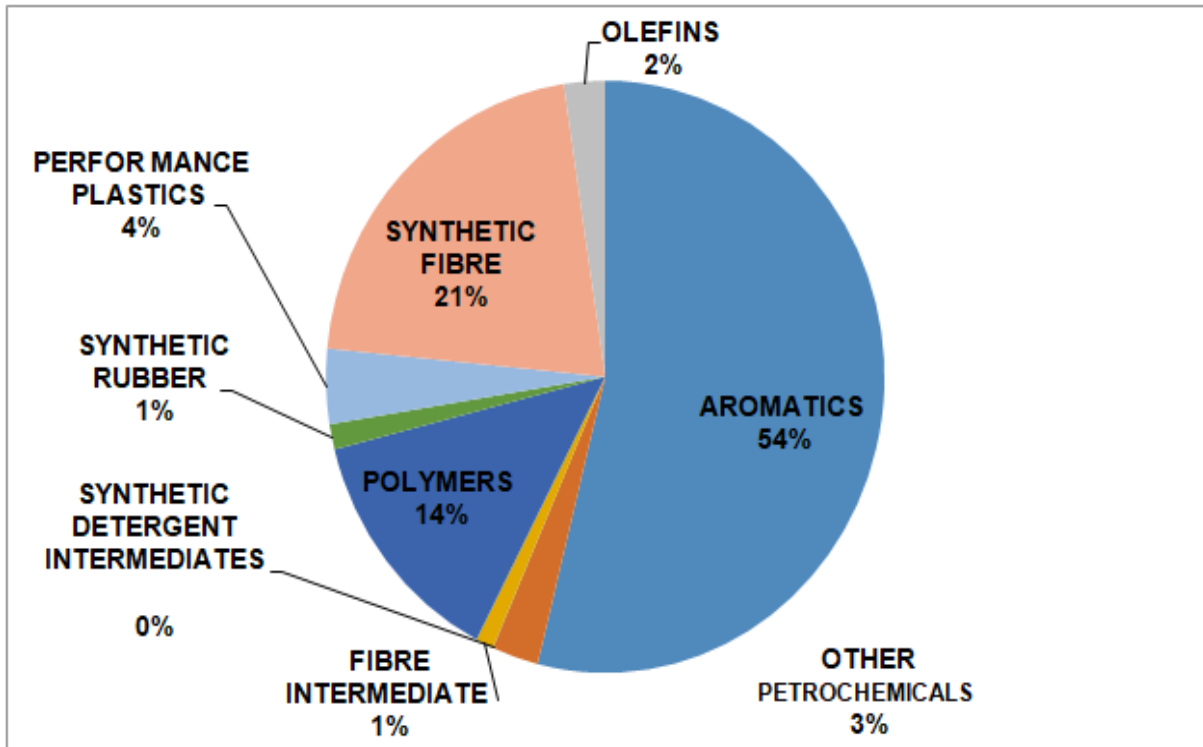
(iv) The export figures for *Major Chemicals* and *Major Petrochemicals* for April-July, 2020-21 stood at Rs.15.64/- thousand crores and Rs.17.52/- thousand crores respectively. The import figures for *Major Chemicals* and *Major Petrochemicals* for April-July, 2020-21 stood at Rs.11.45/- thousand crores and Rs.15.61/- thousand crores respectively.

The pie charts below indicate the shares of different groups of Major Chemicals and Petrochemicals in total trade.

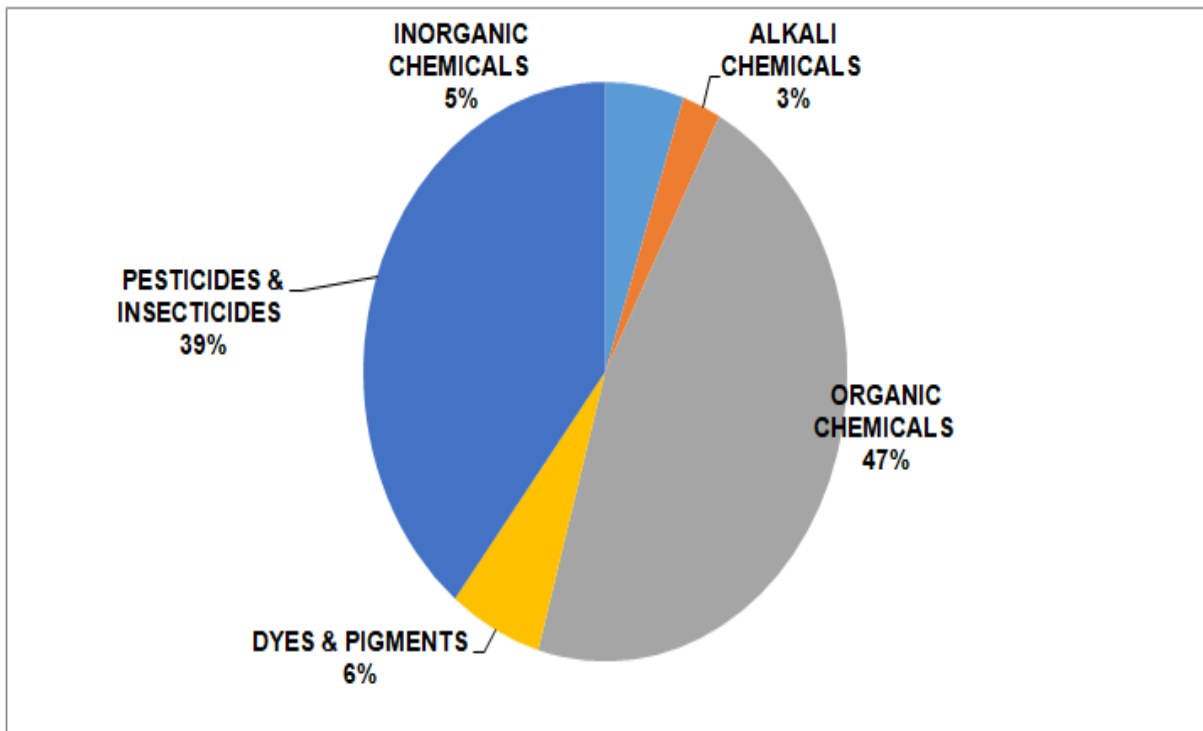
Export of Major Chemicals in July-2021 (2021-22)



Export of Major Petrochemicals in July-2021 (2021-22)



Import of Major Chemicals in July-2021 (2021-22)



Import of Major Petrochemicals in July-2021 (2021-22)

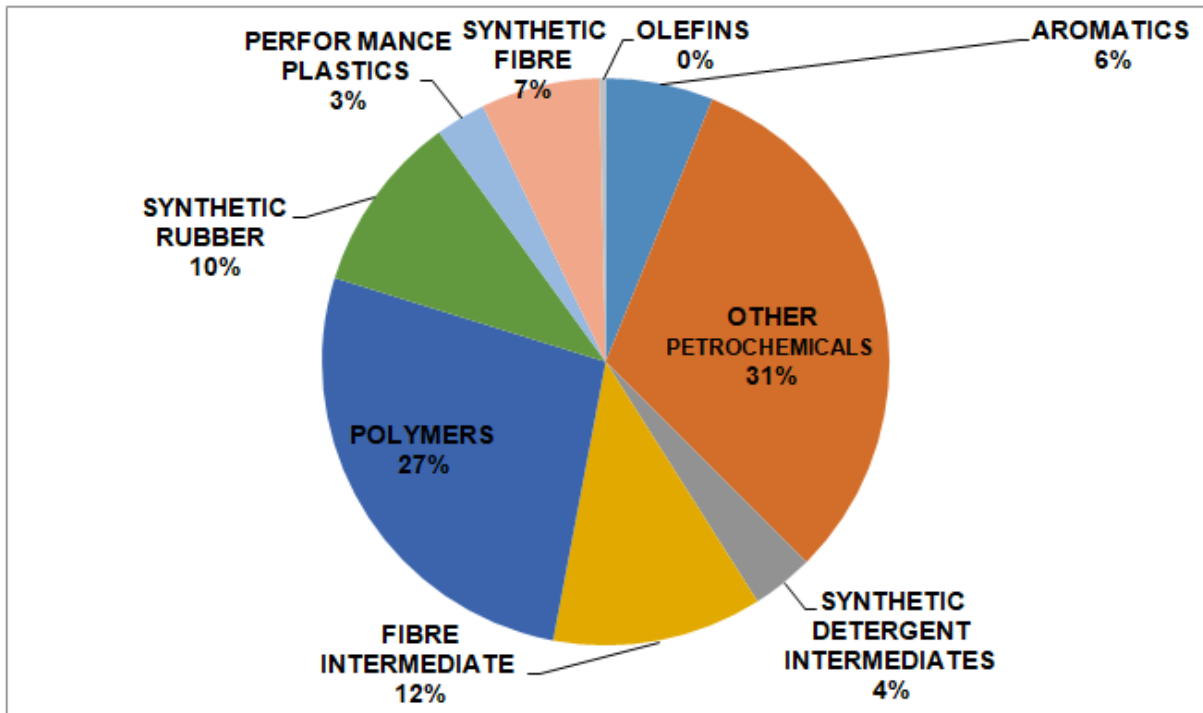


Table-I

Production of Major Chemicals				
(Qty: MTs)				
S.No.	Name of the Major Chemical Group	2020-21 (Up to July, 2020)	2021-22 (Up to July, 2021)	% Growth in 2021-22 over 2020-21
1	Alkali Chemicals	2012806	2922301	45.19
2	Inorganic Chemicals	235016	297442	26.56
3	Organic Chemicals	511022	615652	20.47
4	Pesticides & Insecticides	69087	103038	49.14
5	Dyes & Pigments	64494	124560	93.13
	Total	2892425	4062993	40.47

Table-II

Production of Major Petrochemicals				
(Qty: MTs)				
S.No.	Name of the Major Petrochemical Group	2020-21 (Up to July, 2020)	2021-22 (Up to July, 2021)	% Growth in 2021-22 over 2020-21
1	Synthetic Fibre	488043	1223862	150.77
2	Fibre Intermediate	1463984	1795017	22.61
3	Polymers	3589017	3888646	8.35
4	Synthetic Rubber	98329	126058	28.20
5	Synthetic Detergent Intermediates	217094	262972	21.13
6	Performance Plastics	364206	508716	39.68
7	Olefins	3647886	3949208	8.26
8	Aromatics	1420063	1720718	21.17
9	Other Petrochemicals	708951	786566	10.95
	Total	11997573	14261763	18.87

Based on MPR received from Large & Medium Scale Industries.

Annexure

- i. CIPET Hyderabad, organized drawing competition on India's freedom struggle on 02.09.2021.
- ii. CIPET Kochi organized distribution of books to spread the message of true independent on 03.09.2021.
- iii. CIPET Bhubaneswar, organized clean India drive to spread the very motto of Swachhta on 14.09.2021.