


File No. 25011/3/2020-ED-CPC  
Ministry of Chemical & Fertilizers  
Department of Chemicals & Petrochemicals  
Economic Division  
\*\*\*\*\*

Room No. 231, A -Wing  
Shastri Bhawan, New Delhi  
Dated: 20.01.2022

**Subject: Monthly Summary to the Cabinet for the Month of December, 2021 –  
Reg.**

The undersigned is directed to circulate herewith a copy of the unclassified portion of the Monthly Summary pertaining to the Department of Chemicals & Petrochemicals for the Month of December, 2021 for information.

  
(Ram Sajeevan)  
Joint Director (S&M/ED)

To,

1. All Members of the Council of Ministers
2. Vice Chairman, NITI Aayog, Yojana Bhawan, New Delhi
3. NITI Aayog, Yojana Bhawan (with 10 spare copies)
4. The Principal Information Officer, Ministry of I & B, Shastri Bhawan, New Delhi

Copy to:

5. Secretary to the Government of India, All Ministries/Departments
6. Secretary, UPSC, Shahjahan Road, New Delhi-110069
7. Secretary to the President of India, Rashtrapati Bhawan, New Delhi-110004
8. Secretary to the Vice President of India, 6 Maulana Azad Road, New Delhi-110001
9. PS to Prime Minister of India, South Block, New Delhi-110011
10. Director, Cabinet Secretariat, Rashtrapati Bhawan, New Delhi-110004
11. Director, Inter-State Council Secretariat, MHA, Vigyan Bhawan Annexe, New Delhi-110011
12. PPS to Secretary (C&PC)
13. Dir. (Admin), DCPC with a request to upload on the Departmental Website

**MONTHLY SUMMARY FOR THE MONTH OF DECEMBER, 2021.**

**The important events/activities during the month of December, 2021 are as follows:**

2. During December, 2021 under “Azadi Ka Amrit Mahotsav” to commemorate 75 years of India’s independence, following activities were carried out through CIPET.
  - i. Competition on the theme Desh Bhakti Geet Writing, Lori Writing & Rangoli Making was organized at CIPET: IPT, Bhubaneshwar from 01.12.2021 to 03.12.2021, CIPET: CSTS, Amritsar on 03.12.2021 and CIPET: IPT, Chennai from 06.12.2021 to 07.12.2021.
  - ii. Poster Competition on the theme Indian Freedom struggle was organized at CIPET: CSTS, Balasore on 08.12.2021.
  - iii. Blood Donation Camp was organized to spread the importance of humanity & human life – Rakt Dan, Maha Dan at CIPET: CSTS, Gwalior on 17.12.2021.
  - iv. Clean India Drive was organized to spread the very motto of Swachhta at CIPET: IPT, Lucknow on 20.12.2021.
  
3. CIPET has enrolled/trained 32,544 students (13,494 enrolled in long term and 19,050 trained through short term training programmes) till December, 2021 under academic and skill development activities. During December, 2021, CIPET has trained 4,402 students through short term training programme.
  
4. For the benefit of plastic & allied industries, 67,149 numbers of Technology Support Services in the area of Plastic Processing, Tooling, Testing, Design, Consultancy and Inspection activities were undertaken by the CIPET till December, 2021.
  
5. Key indicators on production data of Chemical & Petrochemical Sector for the month of October, 2021 was prepared and sent to National Statistical Office (NSO), Ministry of Statistics & Programme Implementation (MoS&PI) for construction of Index of Industrial Production (IIP). The production of Chemicals and Petrochemicals is increased by 1.8% during October, 2021 over previous month i.e. September, 2021.
  
6. HOCL produced 686 MTs of Phenol and 447 MTs of Acetone with capacity utilization of 20.58% and 21.80% respectively in December, 2021. The production of H<sub>2</sub>O<sub>2</sub> was 946 MTs with capacity utilization of 108.61% during the month. The Production of Phenol was only started from 27.12.2021 due to unviability of operations of phenol plant.
  
7. HIL India (Ltd.) produced 259 MTs of DDT 50% WDP as per the National Vector Borne Disease Control Programme (NVBDCP) order during December, 2021.

8. During the month, Pilot Plant process work has been optimized for standardization of botanical anti-microbial base hand sanitizer formulation at IPFT under UNIDO sponsored project. This formulation is developed for prevention from communicable diseases as Covid-19.

9. By the end of December, 2021 the Welfare Commissioner, Bhopal Gas Victim decided 63,056 ex-gratia cases, out of which awarded and rejected cases are 51,563 and 11,493 respectively. A cumulative amount of Rs.861.54/- crore has been awarded to 51,563 claimants. During the month, an amount of Rs.0.96/- crore has been disbursed in 65 awarded cases.

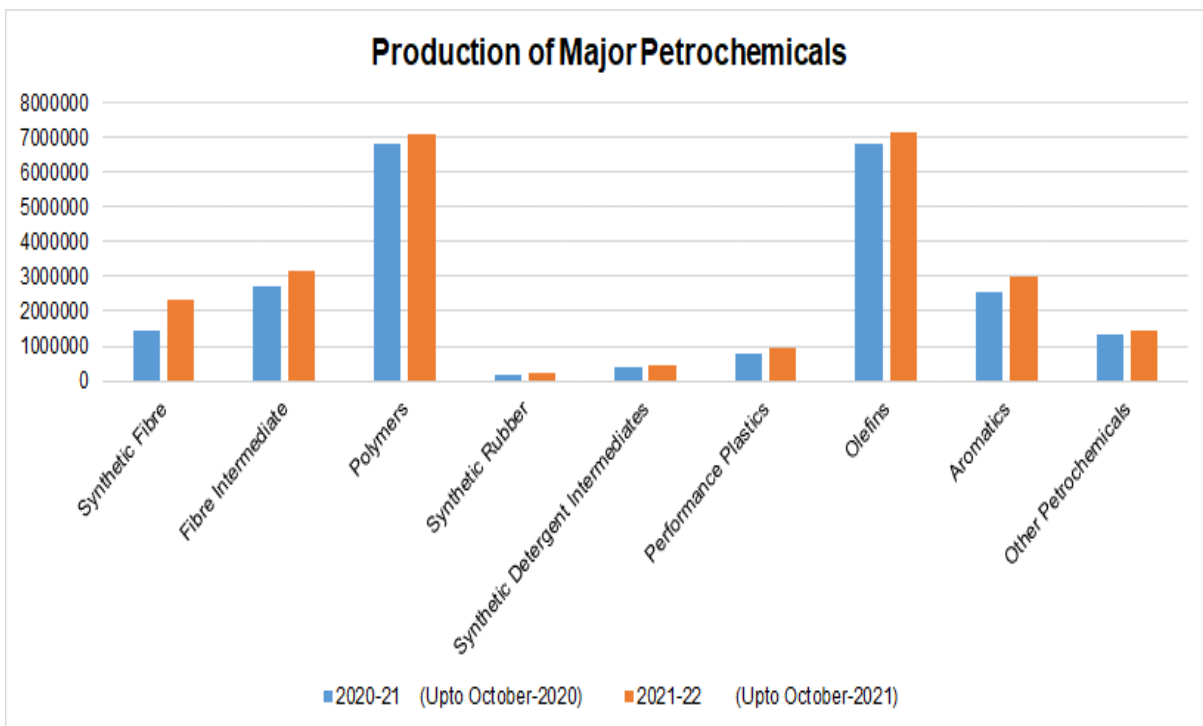
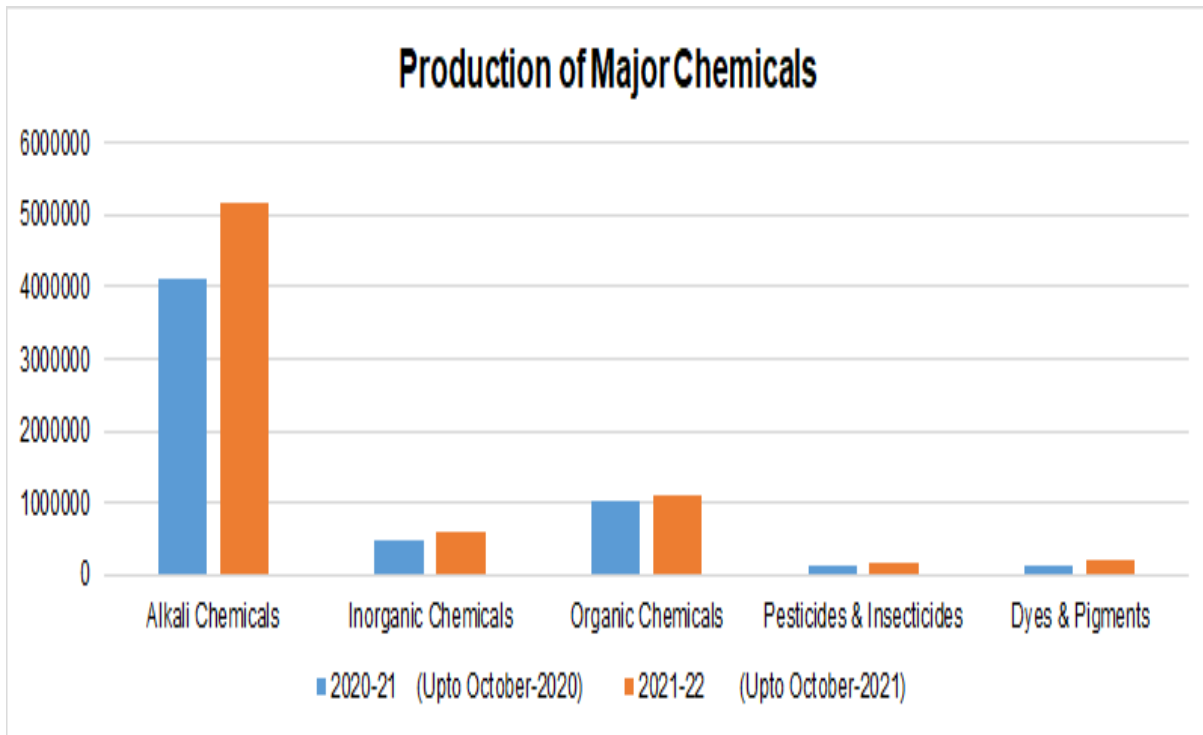
10. All Autonomous Bodies/PSUs under the purview of Department were instructed to conduct one day awareness programmes on the Sexual Harassment Act on 09.12.2021 to commemorate the eighth anniversary of notification of the landmark legislation regarding Sexual Harassment of Women at work place (Prevention, Prohibition and Redressal) Act 2013. Officials and staff members of the department were also made aware regarding the Act.

11. Department of Chemicals & Petrochemicals, its Public Sector Undertakings and Autonomous organizations are taking all necessary precautions to break the chain of Covid-19 pandemic.

## **12. Production of Chemicals & Petrochemicals:**

- I. The quantum of production of *Major Chemicals* increased to 73.04 lakh tonnes during 2021-22 (up to October-2021) as compared to 59.08 lakh tonnes during the corresponding period of the previous year, recording an increase of 23.62%.
- II. Production of all Major Chemicals viz. *Alkali Chemicals, Inorganic Chemicals, Organic Chemicals, Pesticides & Insecticides and Dyes & Pigments* has increased during the period as compared to the last year.
- III. The quantum of production of *Major Petrochemicals* also increased to 257.44 lakh tonnes during 2021-22 (up to October-2021) as compared to 230.15 lakh tonnes during the corresponding period of the previous year, recording an increase of 11.85%.
- IV. Production of all the Major Petrochemicals i.e. *Synthetic Fibre, Fibre Intermediate, Polymers, Synthetic Rubber, Synthetic Detergent Intermediates, Performance Plastics, Aromatics and Other Petrochemicals* increased during the period as compared to the last year.

Following diagram present a summary of Major Chemicals & Petrochemicals Production during 2021-22 (up to October, 2021) viz.-a-viz. 2020-21 (up to October, 2020). (Data is given at Table-I & II)



#### 14. Import/ Export of Major Chemicals & Petro-Chemicals:

(i) *Major Chemicals* valued at Rs.7,187/- crores and *Major Petrochemicals* valued at Rs.5,396/- crores were exported in the month of October, 2021 and import of *Major Chemicals* and *Major Petrochemicals* were to the tune of Rs 4,356/- crores and Rs.10,285/- crores respectively during the month.

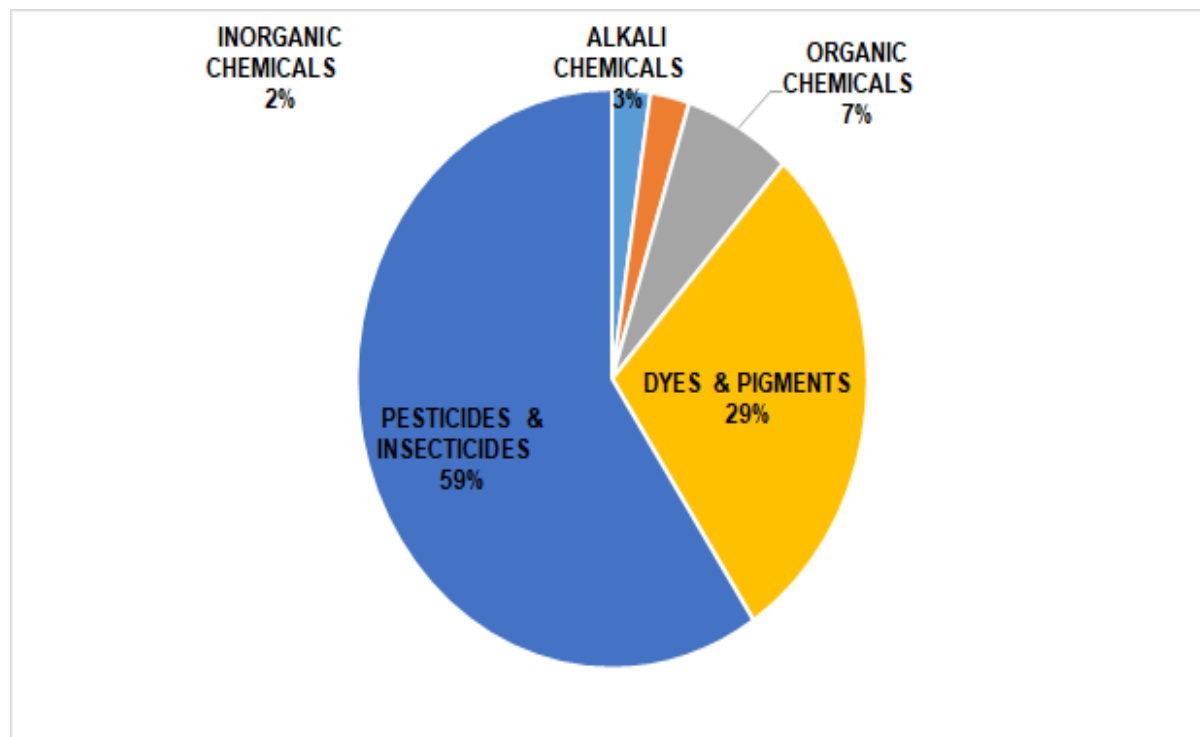
(ii) The combined exports of *Major Chemicals* and *Major Petrochemicals* in the year 2021-22 (up to October, 2021) has increased to Rs.81.95/- thousand crores from Rs.57.21/- thousand crores and imports have increased to Rs.94.53/- thousand crores from Rs.50.09/- thousand crores over the corresponding period of last year.

(iii) While exports and imports have both been more than that of the corresponding period of previous year, increase in imports has been more. There is trade deficit of Rs.12.58/- thousand crores in current year in comparison to trade surplus of Rs.7.12/- thousand crores in the corresponding period of the previous year.

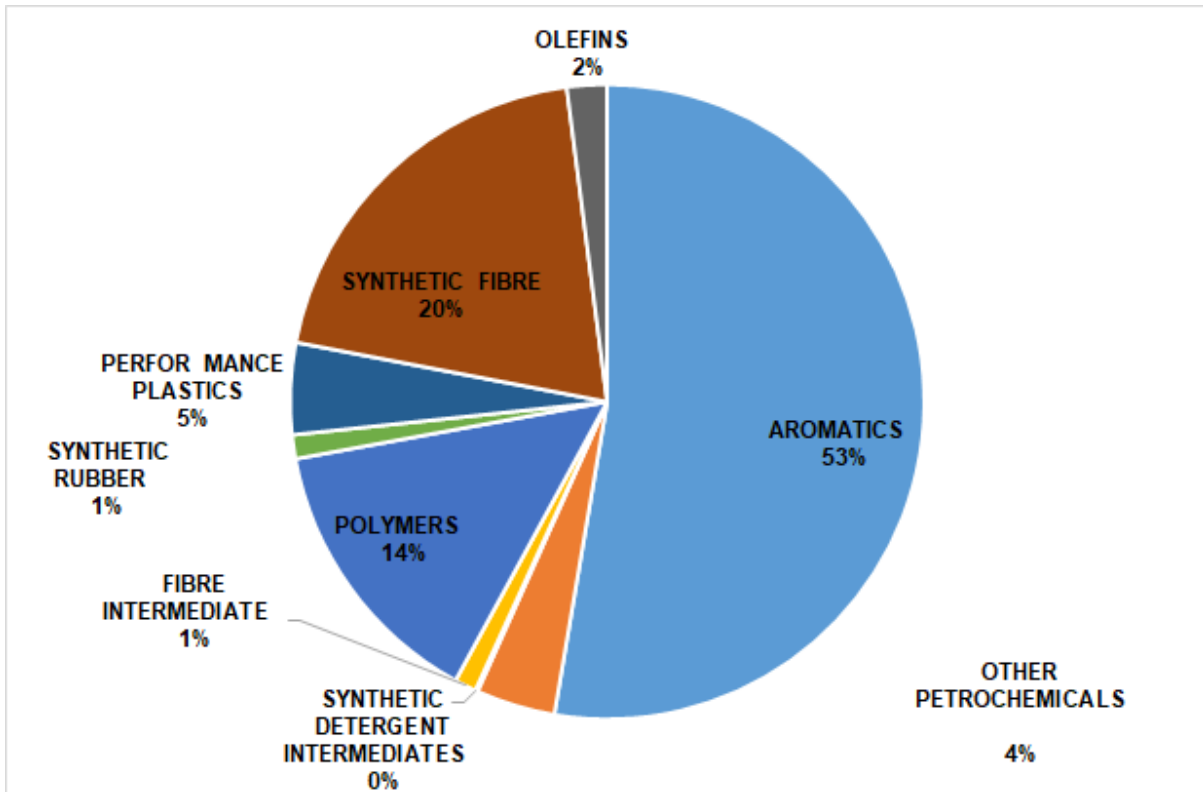
(iv) The export figures for *Major Chemicals* and *Major Petrochemicals* for April-October, 2020-21 stood at Rs.30.57/- thousand crores and Rs.26.63/- thousand crores respectively. The import figures for *Major Chemicals* and *Major Petrochemicals* for April-October, 2020-21 stood at Rs.19.06/- thousand crores and Rs. 31.04/- thousand crores respectively.

The pie charts below indicate the shares of different groups of Major Chemicals and Petrochemicals in total trade.

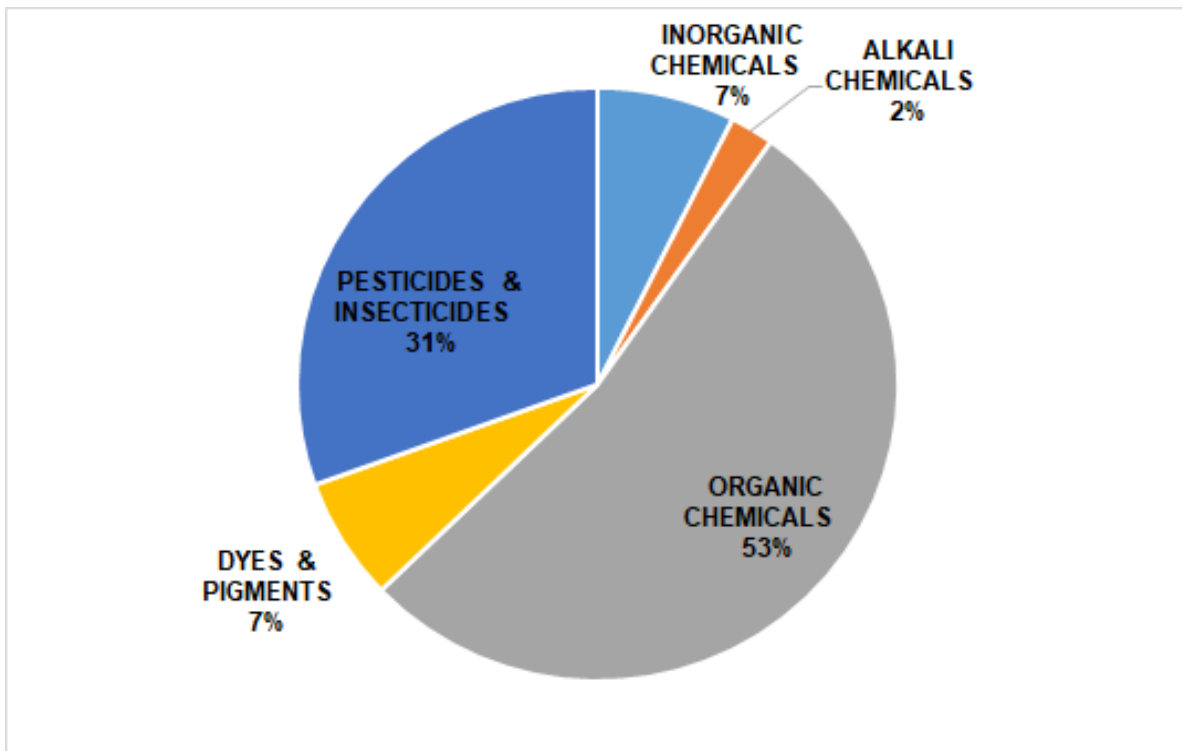
#### Export of Major Chemicals in October-2021 (2021-22)



### Export of Major Petrochemicals in October-2021 (2021-22)



### Import of Major Chemicals in October -2021 (2021-22)



### Import of Major Petrochemicals in October -2021 (2021-22)

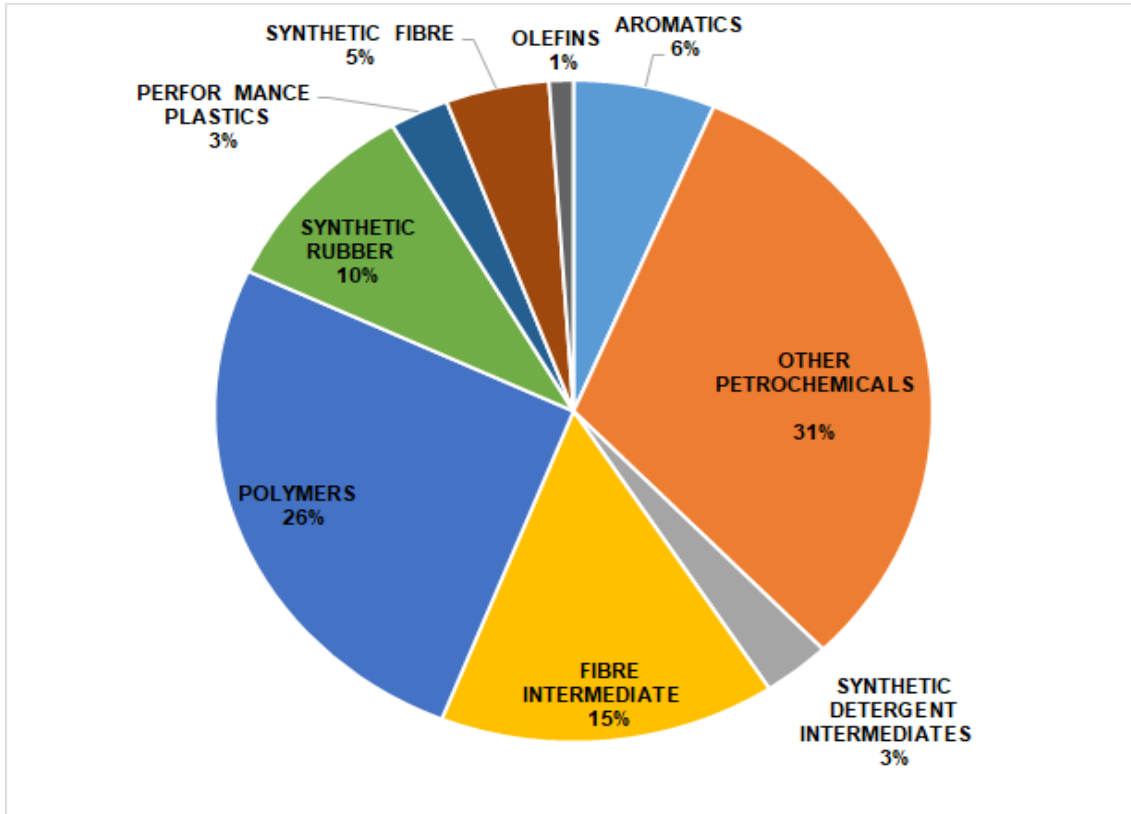


Table-I

Production of Major Chemicals (Qty: MTs)				
S.No.	Name of the Major Chemical Group	2020-21 (Up to October, 2020)	2021-22 (Up to October, 2021)	% Growth in 2021-22 over 2020-21
1	Alkali Chemicals	4099761	5164681	25.98
2	Inorganic Chemicals	501137	605951	20.92
3	Organic Chemicals	1018418	1124343	10.40
4	Pesticides & Insecticides	137532	179781	30.72
5	Dyes & Pigments	151550	228938	51.06
	<b>Total</b>	<b>5908398</b>	<b>7303694</b>	<b>23.62</b>

Table-II

Production of Major Petrochemicals (Qty: MTs)				
S.No.	Name of the Major Petrochemical Group	2020-21 (Up to October, 2020)	2021-22 (Up to October, 2021)	% Growth in 2021-22 over 2020-21
1	Synthetic Fibre	1424580	2338117	64.13
2	Fibre Intermediate	2715165	3138351	15.59
3	Polymers	6802764	7075302	4.01
4	Synthetic Rubber	183139	221821	21.12
5	Synthetic Detergent Intermediates	413884	463675	12.03
6	Performance Plastics	801639	918699	14.60
7	Olefins	6796137	7171609	5.52
8	Aromatics	2567264	2992745	16.57
9	Other Petrochemicals	1311053	1423801	8.60
	<b>Total</b>	<b>23015625</b>	<b>25744120</b>	<b>11.85</b>

Based on MPR received from Large & Medium Scale Industries.