


File No. 25011/3/2020-ED-CPC  
Ministry of Chemical & Fertilizers  
Department of Chemicals & Petrochemicals  
Economic Division  
\*\*\*\*\*

Room No. 227, A -Wing  
Shastri Bhawan, New Delhi  
Dated: 22.06.2021

**Subject: Monthly Summary to the Cabinet for the Month of May, 2021 –Reg.**

The undersigned is directed to circulate herewith a copy of the unclassified portion of the Monthly Summary pertaining to the Department of Chemicals & Petrochemicals for the Month of May 2021, for information.

  
(Dr. P.G.S. Rao)  
Director (ED)

To,

1. All Members of the Council of Ministers
2. Vice Chairman, NITI Aayog, Yojana Bhawan, New Delhi
3. NITI Aayog, Yojana Bhawan (with 10 spare copies)
4. The Principal Information Officer, Ministry of I & B, Shastri Bhawan, New Delhi

Copy to:

5. Secretary to the Government of India, All Ministries/Departments
6. Secretary, UPSC, Shahjahan Road, New Delhi-110069
7. Secretary to the President of India, Rashtrapati Bhawan, New Delhi-110004
8. Secretary to the Vice President of India, 6 Maulana Azad Road, New Delhi-110001
9. PS to Prime Minister of India, South Block, New Delhi-110011
10. Director, Cabinet Secretariat, Rashtrapati Bhawan, New Delhi-110004
11. Director, Inter-State Council Secretariat, MHA, Vigyan Bhawan Annexe, New Delhi-110011
12. PPS to Secretary (C&PC)
14. Dir. (Admin), DCPC with a request to upload on the Departmental Website

**MONTHLY SUMMARY FOR THE MONTH OF MAY, 2021.**

**Important events for the month May, 2021 are as follows:**

2. Department of Chemicals & Petrochemicals, its Public Sector Undertakings and Autonomous organizations are taking all necessary precautions to break the chain of Covid-19 pandemic. Officers and Staff has been asked to get them vaccinated themselves and their families members as early as possible.
3. The Central Institute of Petrochemicals Engineering and Technology (CIPET), an Autonomous Body under the Department enrolled/trained 14,699 students (13,494 enrolled in long term and 1,205 trained through short term training programmes) till May, 2021 under academic and skill development activities.
4. CIPET also undertaken 10,822 number of Technology Support Services in the area of Plastic Processing, Tooling, Testing, Design, Consultancy, and inspection activities for the benefit of Plastic and allied industries till 31<sup>st</sup> May, 2021.
5. CIPET conducted a quiz competition through online mode in celebration of Azadi Ka Amrut (@ 75 years of independence) for the students. Other activities planned for the May month could not be conducted due to Covid Pandemic.
6. During the May month total 200 no. of samples were processed under Rajasthan Krishi Vikas Yojana (RKVY) and analysis of the same are ongoing at IPFT, an Autonomous Body of this Department. Additionally, 62 samples comprising of cereals, vegetables, fruits, milk and water were processed and their analysis are also ongoing at IPFT under the project "Monitoring of pesticide residues at National level". Beside this, two Bio-efficacy evaluation trials on Tomato and Brinjal developed in-house R&D are on-going in the experimental research plots at IPFT
7. The Welfare Commissioner for Bhopal Gas victims has awarded a sum of Rs. 1517.89 crore as pro-rata compensation in 5,63,124 awarded cases till 31<sup>st</sup> May, 2021.
8. The Welfare Commissioner decided 62,620 ex-gratia cases, out of which awarded and rejected cases are 51,127 and 11,493 respectively till 31<sup>st</sup> May 2021. An amount of Rs. 854.64 crore has been awarded as ex-gratia to 51,127 claimants. During the month Rs. 1.41 crore has been disbursed in 93 cases.
9. All the officers/staff of the Department took pledge on the "Anti-Terrorism Day" and "World No Tobacco Day" observed on 21<sup>st</sup> May 2021 and 31<sup>st</sup> May 2021 respectively.

**10. Production of Chemicals & Petrochemicals:**

- I. The quantum of production of *Major Chemicals* decreased to 111.73 lakh tonnes during 2020-21 (Up to March-2021) as compared to 119.43 lakh tonnes during the corresponding period of the previous year, recording a decline of 6.45%.
- II. Among Major Chemicals, the production of *Pesticides & Insecticides* has increased by 32.54% and *Organic Chemicals* has increased by 2.13% and in case of *Alkali Chemicals, Inorganic Chemicals, and Dyes & Pigments* production has decreased during the period as compared to the last year.
- III. The quantum of production of *Major Petrochemicals* also decreased to 421.21 lakh tonnes during 2020-21 (Up to March-2021) as compared to 435.24 lakh tonnes during the corresponding period of the previous year, recording a decline of 3.22%.
- IV. Production of all the Major Petrochemicals i.e. *Synthetic Fibre, Fibre Intermediate, Polymers, Synthetic Rubber, Performance Plastics, Aromatics and Other Petrochemicals* decreased except *Synthetic Detergent Intermediates* and *Olefins* during the period as compared to the last year.

**11.** Import/Export data of Major Chemicals & Petrochemicals for the month of March, 2021 has not been updated on DGCIS portal. Analysis/Comparison of the present data with previous year data could not be complied.

Following diagram present a summary of Major Chemicals & Petrochemicals Production during 2020-21 (Up to March-2021) vs. 2019-20 (Up to March -2020). (Data at Table-I & II)

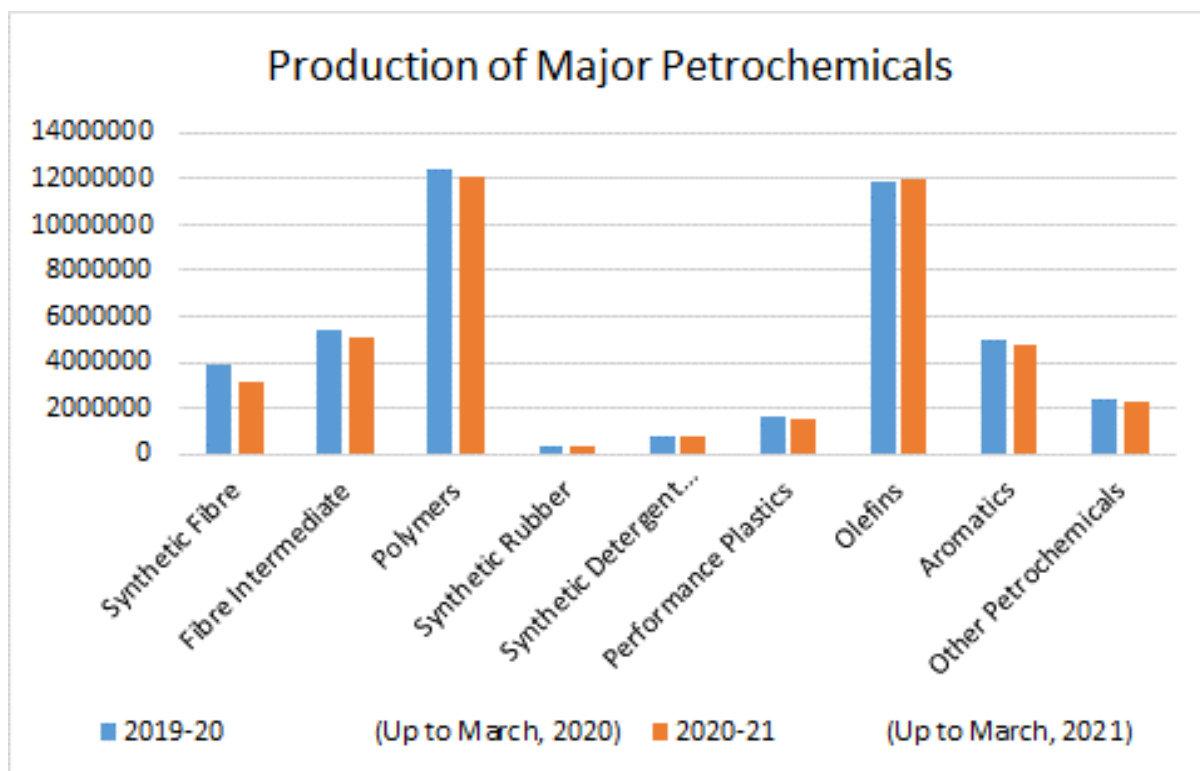
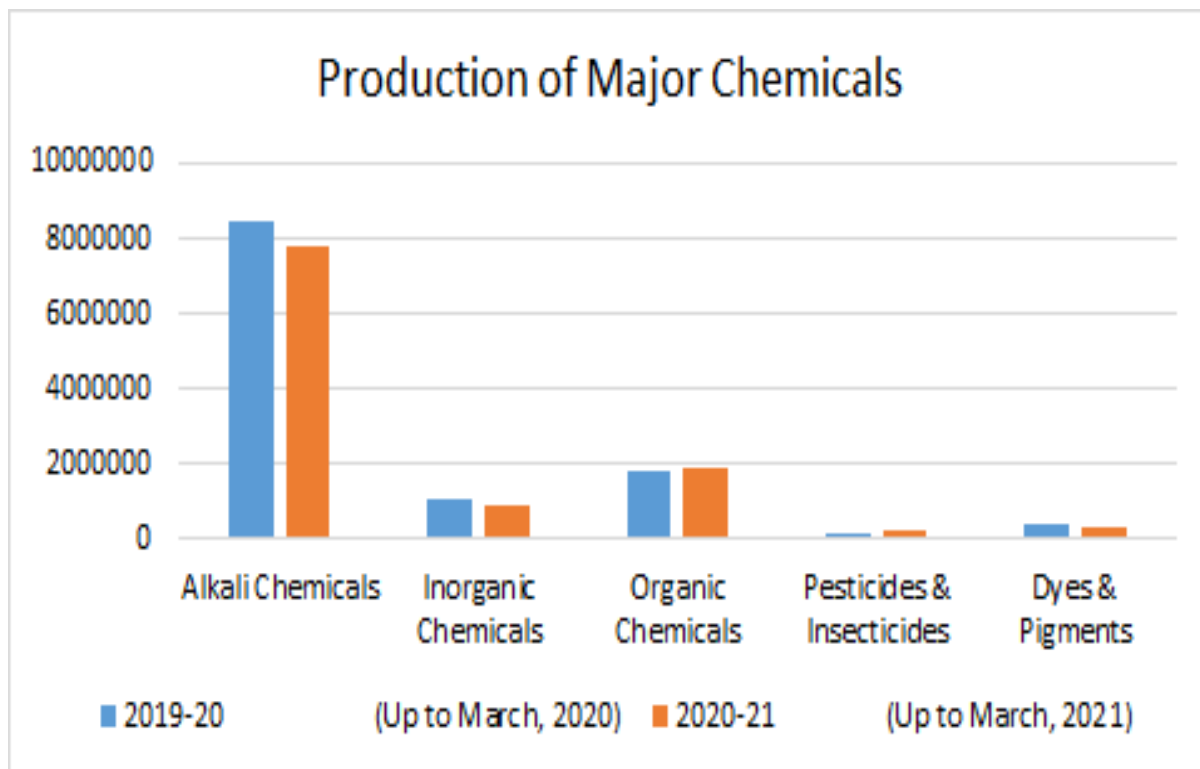


Table-I

Production of Major Chemicals (Qty: MTs)				
S. No.	Name of Major Chemical Group	2019-20 (Up to March, 2020)	2020-21 (Up to March 2021)	% Growth in 2020-21 over 2019-20
1	Alkali Chemicals	8456797	7776459	-8.04
2	Inorganic Chemicals	1063466	928799	-12.66
3	Organic Chemicals	1846617	1885946	2.13
4	Pesticides & Insecticides	192145	254678	32.54
5	Dyes & Pigments	384224	326987	-14.90
	<b>Total</b>	11943249	11172869	-6.45

Table-II

Production of Major Petrochemicals (Qty: MTs)				
S.No.	Name of Major Petrochemical Group	2019-20 (Up to March, 2020)	2020-21 (Up to March 2021)	% Growth in 2020-21 over 2019-20
1	Synthetic Fibre	3892778	3162990	-18.75
2	Fibre Intermediate	5358911	5059148	-5.59
3	Polymers	12403689	12143624	-2.10
4	Synthetic Rubber	358080	341456	-4.64
5	Synthetic Detergent Intermediates	714683	736437	3.04
6	Performance Plastics	1671628	1519565	-9.10
7	Olefins	11835385	12039445	1.72
8	Aromatics	4924744	4804752	-2.44
9	Other Petrochemicals	2364233	2314224	-2.12
	<b>Total</b>	43524131	42121641	-3.22

Based on MPR received from Large & Medium Scale Industries.