

File No. 25011/3/2020-ED-CPC  
Ministry of Chemical & Fertilizers  
Department of Chemicals & Petrochemicals  
Economic Division  
\*\*\*\*\*

Room No. 231, A -Wing  
Shastri Bhawan, New Delhi  
Dated: 21.03.2022

**Subject: Monthly Summary to the Cabinet for the Month of February, 2022 – Reg.**

The undersigned is directed to circulate herewith a copy of the unclassified portion of the Monthly Summary pertaining to the Department of Chemicals & Petrochemicals for the Month of February, 2022 for information.

  
(Ram Sajeewan)  
Joint Director (S&M/ED)

To,

1. All Members of the Council of Ministers
2. Vice Chairman, NITI Aayog, Yojana Bhawan, New Delhi
3. NITI Aayog, Yojana Bhawan (with 10 spare copies)
4. The Principal Information Officer, Ministry of I & B, Shastri Bhawan, New Delhi

Copy to:

5. Secretary to the Government of India, All Ministries/Departments
6. Secretary, UPSC, Shah jahan Road, New Delhi-110069
7. Secretary to the President of India, Rashtrapati Bhawan, New Delhi-110004
8. Secretary to the Vice President of India, 6 Maulana Azad Road, New Delhi-110001
9. PS to Prime Minister of India, South Block, New Delhi-110011
10. Director, Cabinet Secretariat, Rashtrapati Bhawan, New Delhi-110004
11. Director, Inter-State Council Secretariat, MHA, Vigyan Bhawan Annexe, New Delhi-110011
12. PPS to Secretary (C&PC)
13. Dir. (Admin), DCPC with a request to upload on the Department's website

**MONTHLY SUMMARY FOR THE MONTH OF FEBRUARY, 2022.**

**The important events/activities during the month of February, 2022 are as follows:**

2. CIPET, in association with FICCI, organized a mega event “National Level Industry Connect 2022” at New Delhi on 25.02.2022 for providing the services of CIPET to the industry as per their demands and expectations. The event was inaugurated by Hon’ble Minister for Health & Family Welfare and Chemicals & Fertilizers.
3. During February, 2022 under “Azadi Ka Amrit Mahotsav” to commemorate 75 years of India’s independence, CIPET organized the following activities:
  - i. CIPET: CSTS, Aurangabad organized Clean India Drive to spread the very motto of Swachhta with a theme of Clean India on 04.02.2022
  - ii. CIPET: CSTS, Korba organized Webinar to spread the awareness among the employees/students with a theme of India’s Glorious History – Golden Bird, before and after British rule on 25.02.2022
  - iii. CIPET : IPT Lucknow organized General Awareness Programme on India’s Independence with a theme of unsung heroes of India’s Freedom struggle – (Chauri Chaura incident) on 25.02.2022
4. CIPET has enrolled/trained 37,797 students (13,494 enrolled in long term and 24,303 trained through short term training programmes) till February, 2022 under academic and skill development activities. During February, 2022 CIPET has trained 2,328 students through short term training programme.
5. For the benefit of plastic & allied industries, 90,048 numbers of Technology Support Services in the area of Plastic Processing, Tooling, Testing, Design, Consultancy and inspection activities were undertaken by the CIPET till February, 2022.
6. Key indicators on production data of Chemical & Petrochemical Sector for the month of December, 2021 was prepared and sent to NSO, Ministry of Statistics & Programme Implementation (MoS&PI) for construction of Index of Industrial Production (IIP). It is increased by 2.4% during the month of December, 2021 over previous month i.e. November, 2021.
7. HOCL produced 3,688 MTs of Phenol and 2,322 MTs of Acetone with capacity utilization of 110.65% and 113.27% respectively in February, 2022. The production of H<sub>2</sub>O<sub>2</sub> was 918 MTs with capacity utilization of 105.4% during the month.

8. HIL India (Ltd.) produced 46 MTs of DDT 50% WDP as per National Vector Borne Disease Control Programme (NVBDCP) order and 27.75 MTs of Chlorpyrifos Technical during February, 2022.

9. During the month the process has been scaled up for pilot plant level production of botanical anti-microbial based hand sanitizer formulation at IPFT. This formulation has been developed under the UNIDO sponsored project for prevention from communicable diseases and Covid-19.

10. As per the mandate of "Monitoring of Pesticide Residues at National Level" sponsored by Ministry of Agriculture and Farmers Welfare, total no. of 62 samples comprising of cereals, vegetables, fruits, milk and water were collected from three locations (Faridabad, Bahadurgarh & Palwal). These samples are being processed and their analysis is going on at IPFT.

11. Two new Centres of Excellence in the field of Toys Design and Manufacturing have been approved at IIT, Guwahati and Indian Rubber Manufacturers Research Association, Thane under the scheme for setting up of Centres of Excellence during February 2022.

12. By the end of February, 2022 the Welfare Commissioner, Bhopal Gas Victim decided 63,200 ex-gratia cases, out of which awarded and rejected cases are 51,707 and 11,493 respectively. A cumulative amount of Rs.863.84/- crore has been awarded to 51,707 claimants. During the month, an amount of Rs.58/- lakh has been disbursed in 37 awarded cases.

13. The biometric attendance has been regularized in the Department w.e.f. 18.02.2022 in view of the DoPT's OM No 11013/9/2014-Estt. A-III dated 31.01.2022.

14. Official language inspection of IPFT, Gurugram was carried out by the Department of Chemicals & Petrochemicals on 18.02.2022.

15. Representative of this Department has attended the meeting of the Central Official Language Implementation Committee held under the chairmanship of Secretary, Department of Official Language on 17.02.2022.

16. All Covid-19 related precautions continue to be followed in the Department, Public Sector Undertakings and Autonomous Bodies within the purview of the Department.

**17. Production of Chemicals & Petrochemicals:**

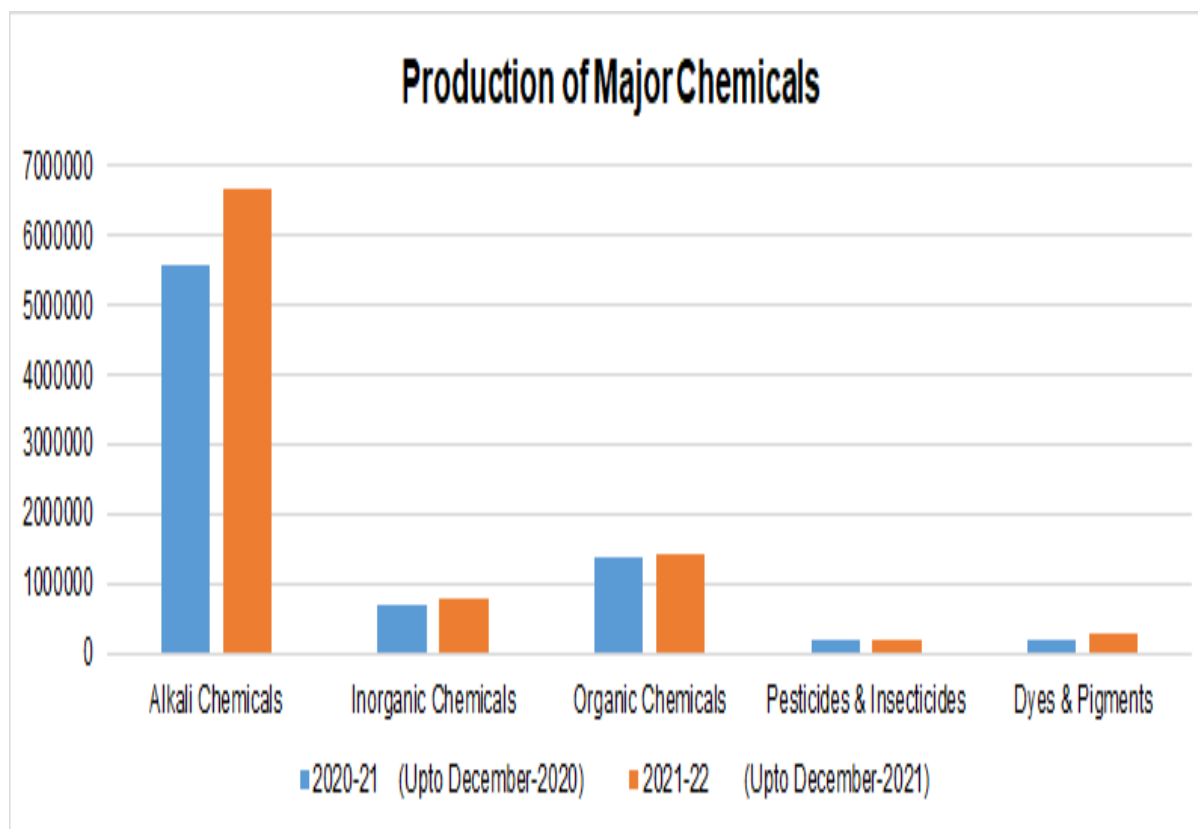
I. The quantum of production of *Major Chemicals* increased to 93.93 lakh tonnes during 2021-22 (up to December-2021) as compared to 80.43

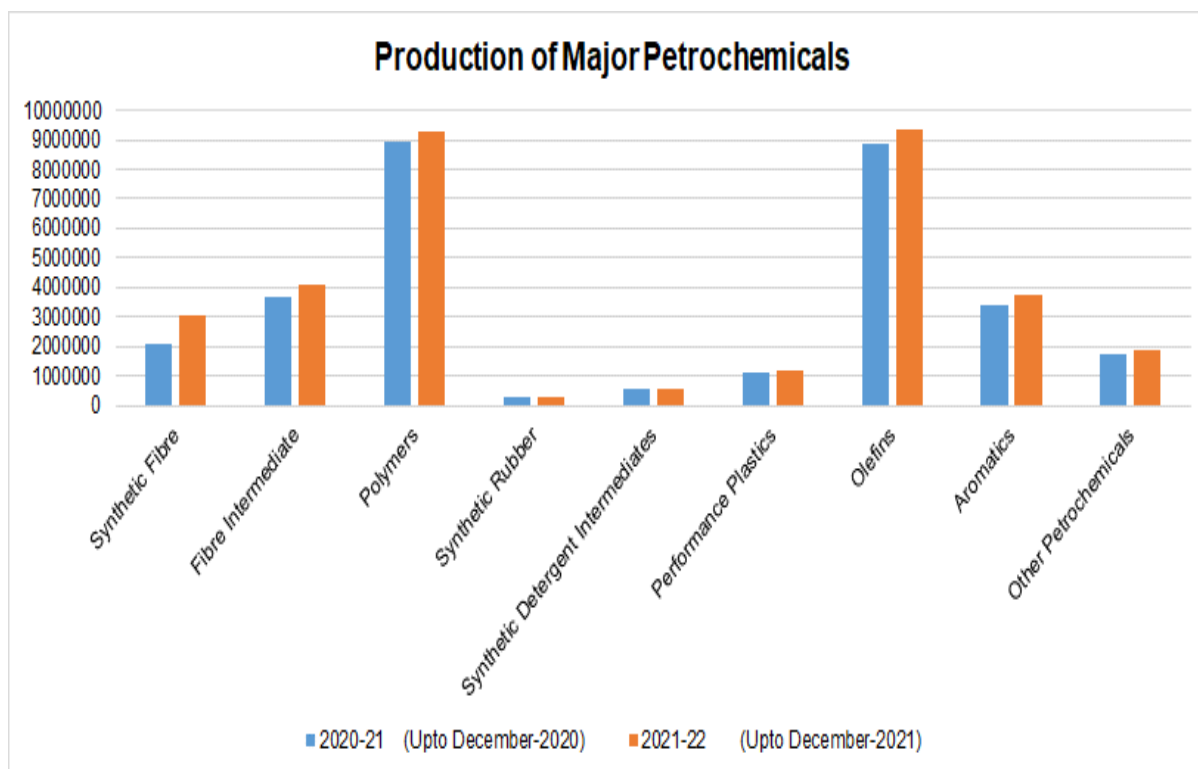
lakh tonnes during the corresponding period of the previous year, recording an increase of 16.78%.

- II. Production of all Major Chemicals viz. *Alkali Chemicals, Inorganic Chemicals, Organic Chemicals, Pesticides & Insecticides and Dyes & Pigments* has increased during the period as compared to the last year.
- III. The quantum of production of *Major Petrochemicals* also increased to 333.99 lakh tonnes during 2021-22 (up to December-2021) as compared to 305.33 lakh tonnes during the corresponding period of the previous year, recording an increase of 9.38%.
- IV. Production of the Major Petrochemicals i.e. *Synthetic Fibre, Fibre Intermediate, Polymers, Synthetic Rubber, Synthetic Detergent Intermediates, Performance Plastics, Olefins, Aromatics and Other*

*Petrochemicals* increased during the period as compared to the last year.

Following diagram presents a summary of Major Chemicals & Petrochemicals Production during 2021-22 (up to December, 2021) viz.-a-viz. 2020-21 (up to December, 2020). (Data is given at Table-I & II)





### 18. Import/ Export of Major Chemicals & Petro-Chemicals:

(i) *Major Chemicals* valued at Rs.8,159/- crores and *Major Petrochemicals* valued at Rs. 4,699/- crores were exported in the month of December, 2021. The import of *Major Chemicals* and *Major Petrochemicals* were to the tune of Rs 4,276/- crores and Rs.12,852/- crores respectively during the month.

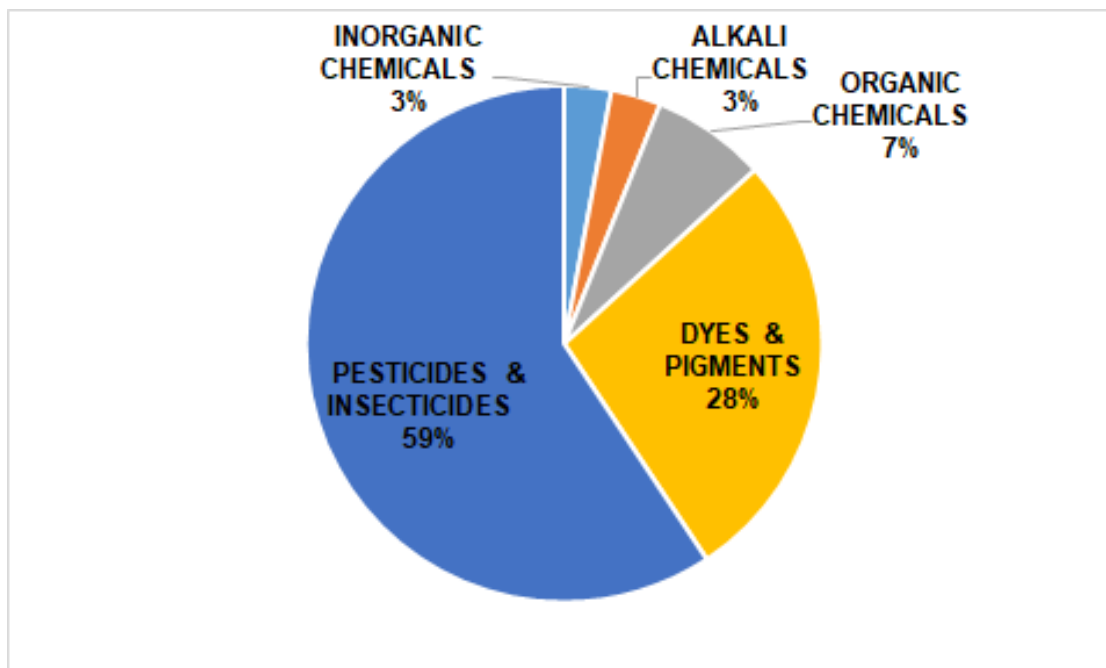
(ii) The combined exports of *Major Chemicals* and *Major Petrochemicals* in the year 2021-22 (up to December, 2021) has increased to Rs.106.35/- thousand crores from 73.59/- thousand crores. The imports have increased to Rs.126.01/- thousand crores from Rs.68.68/- thousand crores over the corresponding period of last year.

(iii) While exports and imports have both been more than that of the corresponding period of previous year, increase in imports has been more. There is a trade deficit of Rs.19.66/- thousand crores in the current year in comparison to a trade surplus of Rs.4.91/- thousand crores in the corresponding period of the previous year.

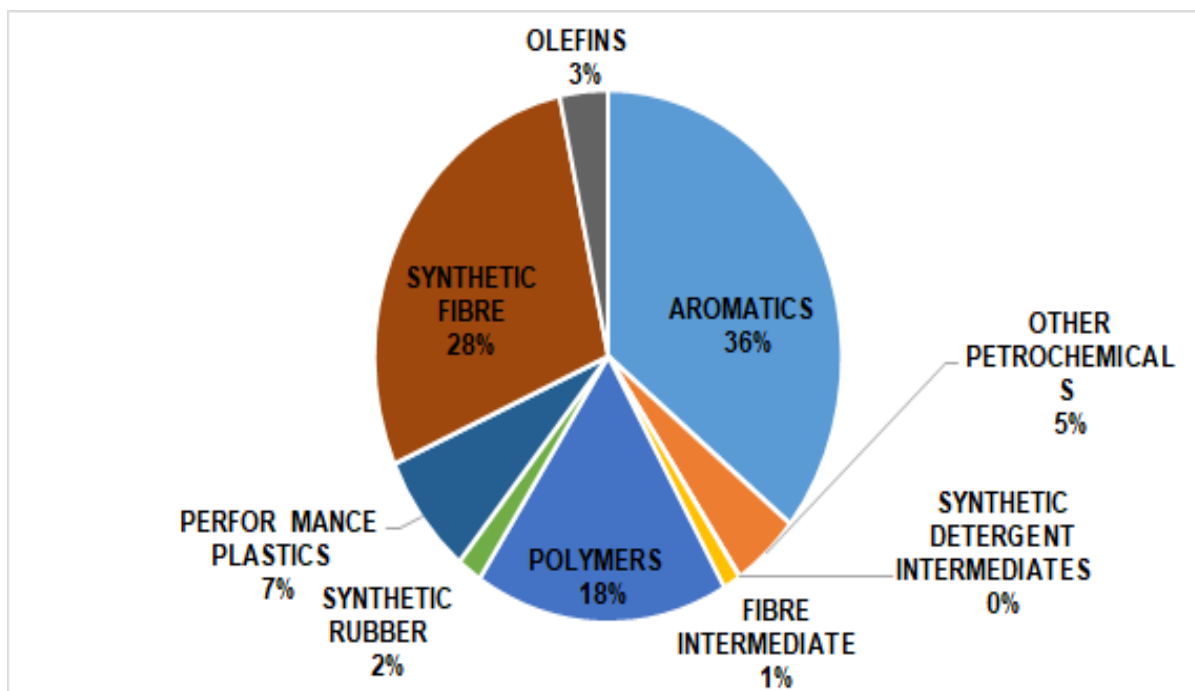
(iv) The export figures for *Major Chemicals* and *Major Petrochemicals* for April-December, 2020-21 stood at Rs 41.14/- thousand crores and Rs.32.44/- thousand crores respectively. The import figures for *Major Chemicals* and *Major Petrochemicals* for April-December, 2020-21 stood at Rs.23.74/- thousand crores and Rs. 44.94/- thousand crores respectively.

The pie charts below indicate the shares of different groups of Major Chemicals and Petrochemicals in total trade.

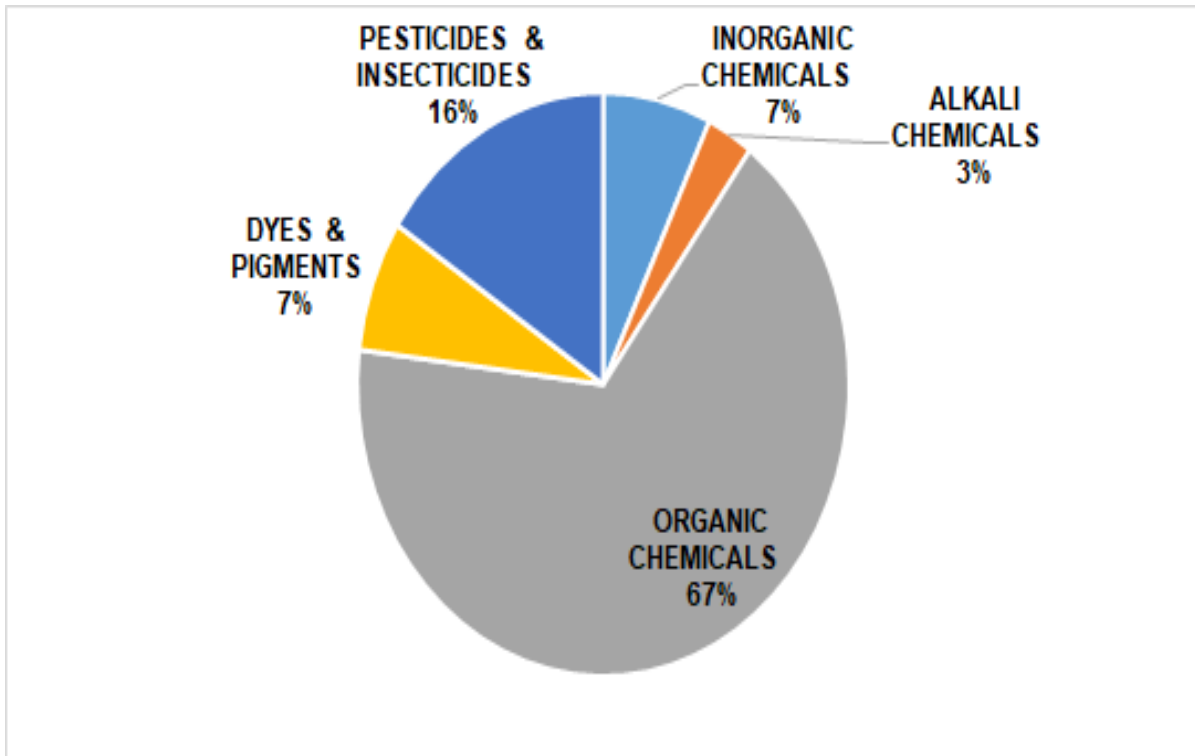
### Export of Major Chemicals in December-2021 (2021-22)



### Export of Major Petrochemicals in December-2021 (2021-22)



### Import of Major Chemicals in December -2021 (2021-22)



### Import of Major Petrochemicals in December -2021 (2021-22)

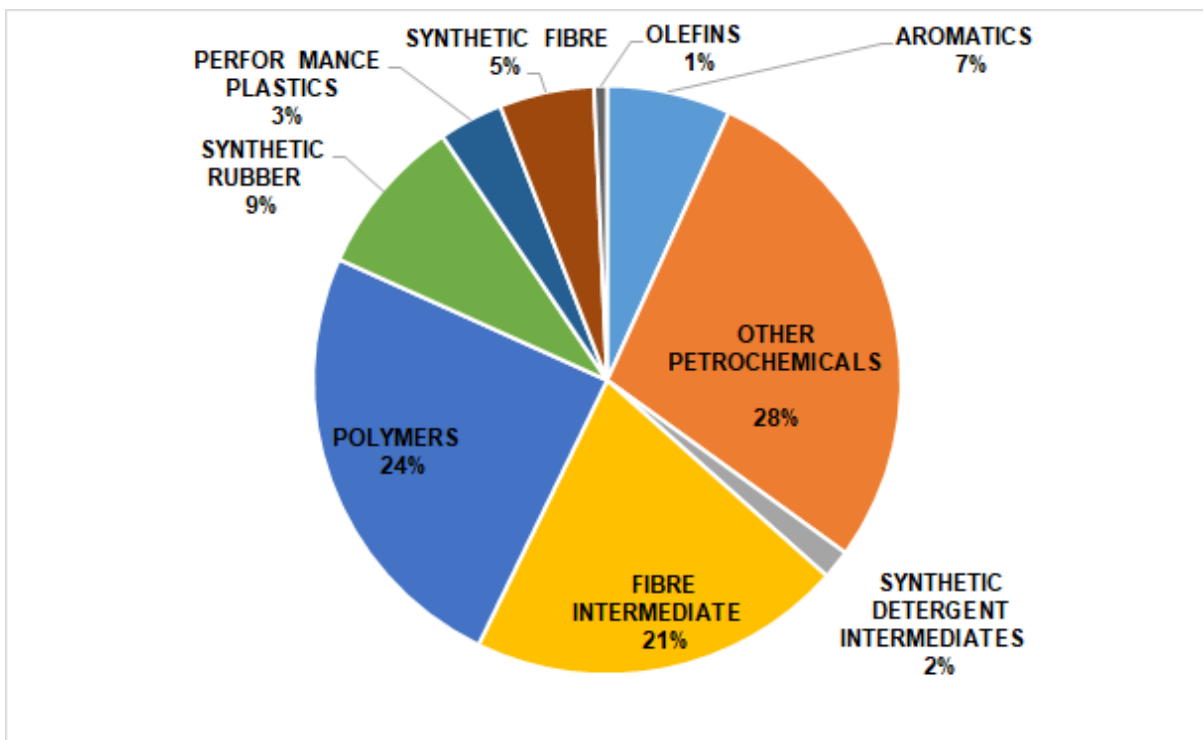


Table-I

Production of Major Chemicals (Qty: MTs)				
S.No.	Name of the Major Chemical Group	2020-21 (Up to December, 2020)	2021-22 (Up to December, 2021)	% Growth in 2021-22 over 2020-21
1	Alkali Chemicals	5575553	6651703	19.30
2	Inorganic Chemicals	694964	792939	14.10
3	Organic Chemicals	1374184	1431737	4.19
4	Pesticides & Insecticides	182417	223747	22.66
5	Dyes & Pigments	216845	293333	35.27
	<b>Total</b>	<b>8043963</b>	<b>9393459</b>	<b>16.78</b>

Table-II

Production of Major Petrochemicals (Qty: MTs)				
S.No.	Name of the Major Petrochemical Group	2020-21 (Up to December, 2020)	2021-22 (Up to December, 2021)	% Growth in 2021-22 over 2020-21
1	Synthetic Fibre	2097110	3030343	44.50
2	Fibre Intermediate	3656871	4084073	11.68
3	Polymers	8917379	9280813	4.08
4	Synthetic Rubber	253791	286489	12.88
5	Synthetic Detergent Intermediates	544161	586840	7.84
6	Performance Plastics	1083804	1206840	11.35
7	Olefins	8855754	9346425	5.54
8	Aromatics	3397104	3716667	9.41
9	Other Petrochemicals	1727768	1860757	7.70
	<b>Total</b>	<b>30533742</b>	<b>33399247</b>	<b>9.38</b>

Based on MPR received from Large & Medium Scale Industries.