


File No. 25011/3/2020-ED-CPC- Part (1)  
Ministry of Chemical & Fertilizers  
Department of Chemicals & Petrochemicals  
Economic Division  
\*\*\*\*\*

Room No. 231, A -Wing  
Shastri Bhawan, New Delhi  
Dated: 06.10.2022

**Subject: Monthly Summary to the Cabinet for the Month of August, 2022 –  
Reg.**

The undersigned is directed to circulate herewith a copy of the unclassified portion of the Monthly Summary pertaining to the Department of Chemicals & Petrochemicals for the Month of August, 2022 for information.

  
(Himanshi Trivedi)  
Research Officer

To,

1. All Members of the Council of Ministers
2. Vice Chairman, NITI Aayog, Yojana Bhawan, New Delhi
3. NITI Aayog, Yojana Bhawan (with 10 spare copies)
4. The Principal Information Officer, Ministry of I & B, Shastri Bhawan, New Delhi

Copy to:

5. Secretary to the Government of India, All Ministries/Departments
6. Secretary, UPSC, Shah jahan Road, New Delhi-110069
7. Secretary to the President of India, Rashtrapati Bhawan, New Delhi-110004
8. Secretary to the Vice President of India, 6 Maulana Azad Road, New Delhi-110001
9. PS to Prime Minster of India, South Block, New Delhi-110011
10. Director, Cabinet Secretariat, Rashtrapati Bhawan, New Delhi-110004
11. Director, Inter-State Council Secretariat, MHA, Vigyan Bhawan Annexe, New Delhi-110011
12. PPS to Secretary (C&PC)
13. Dir. (Admin), DCPC with a request to upload on the Departmental Website

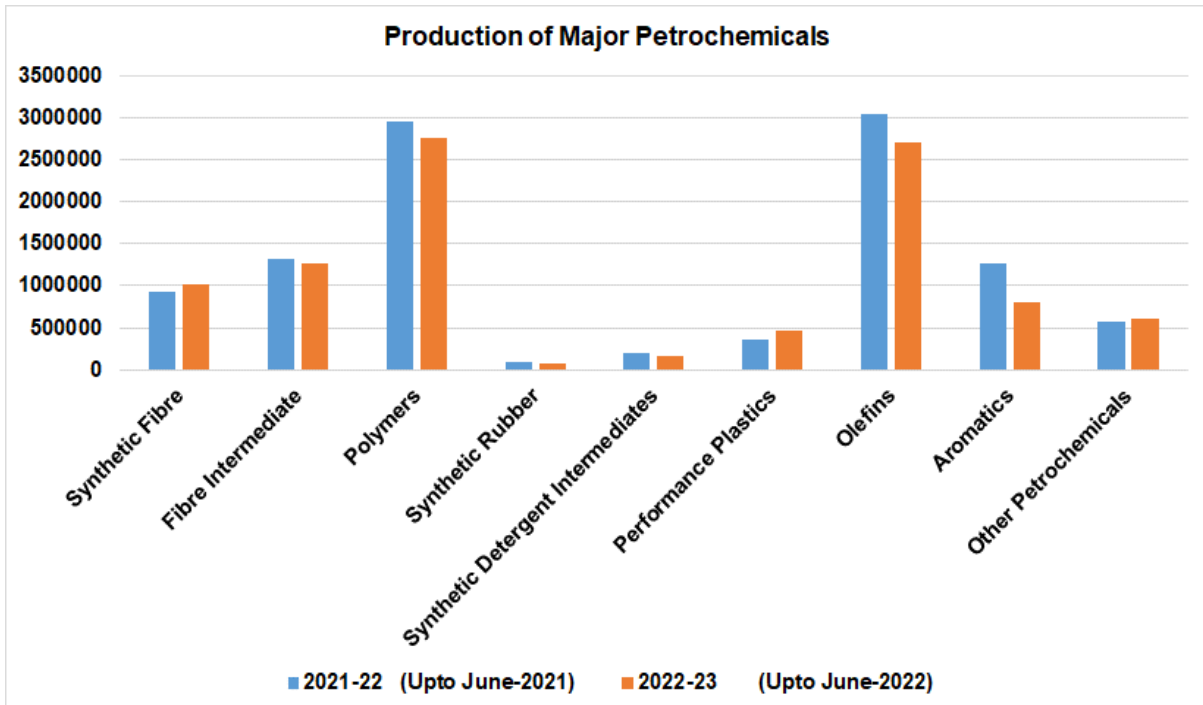
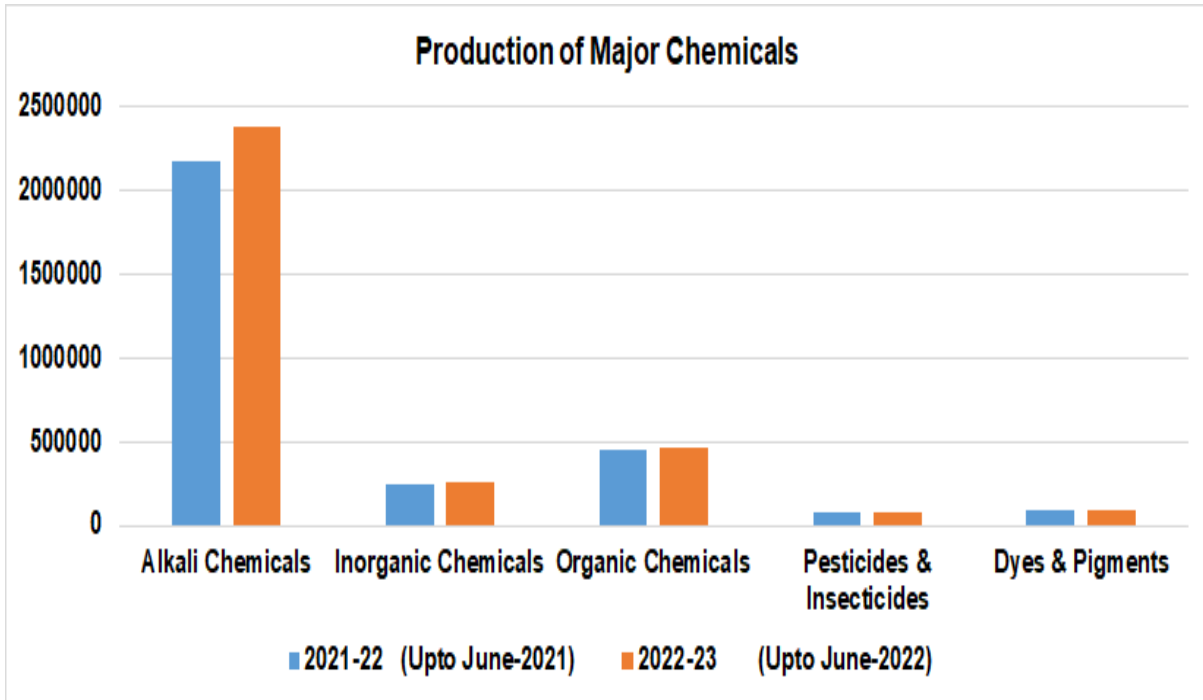
**MONTHLY SUMMARY FOR THE MONTH OF AUGUST, 2022.**

**The important events/activities during the month of August, 2022 are as follows:**

2. During August, 2022 under “Azadi Ka Amrit Mahotsav” to commemorate 75 years of India’s independence, Central Institute of Petrochemicals Engineering & Technology (CIPET) organized the following activities:
  - CIPET: CSTS, Bhubaneswar organized an event on Ideas/ Write–up for Road Map 2047 of CIPET on 04.08.2022.
  - CIPET: CSTS, Aurangabad organized National seminar on recent trend in Polymer Technology on 09.08.2022.
  - The Har Ghar Tiranga event was organized throughout all CIPET centers during 10.08.2022 to 15.08.2022.
  - Flag Hoisting Cultural Programmes were held at CIPET centers all across country on 15.08.2022
  - CIPET: IPT, Ahmedabad organized Ideas @75 Sustainability: Emphasis on Clean India Awareness Program on Single Use plastic (SUP) - Reuse, Recycle & Reduce on 22.08.2022.
  - CIPET: IPT, Murthal organized event on Ideas @75 Photo/Model Exhibition on plastics waste Management on 30.08.2022.
3. CIPET has enrolled/trained 26,972 students (13,097 enrolled in long term and 13,875 trained through short term training programmes) till 31st August, 2022 under academic and skill development activities. During August, 2022, CIPET has trained 3,123 students through short term training programmes.
4. For the benefit of plastic & allied industries, 42,254 numbers of Technology Support Services in the area of Plastic Processing, Tooling, Testing, Design, Consultancy and Inspection activities were undertaken by CIPET till 31<sup>st</sup> August, 2022.
5. HOCL produced 2,284 MTs of Phenol and 1,456 MTs of Acetone with capacity utilization of 68.53% and 71.02% respectively in August, 2022. The Production of Hydrogen Peroxide (H<sub>2</sub>O<sub>2</sub>) was 848 MTs with capacity utilization of 97.36% % during the month.
6. Key indicators on production data of Chemical & Petrochemical Sector for the month of June, 2022 was sent to National Statistical Office (NSO), Ministry of Statistics & Programme Implementation (MoS&PI) for construction of Index of Industrial Production (IIP). It has increased by 3.9% in June, 2022 as against the corresponding month of the last year i.e. June, 2021.

7. As per the mandate of 'Monitoring of Pesticide Residues at National Level sponsored by Ministry of Agriculture, Co-operation and Farmers' welfare, a total number of 62 samples comprising of cereals, vegetables, fruits, milk and water were collected from three locations (Faridabad , Bahadurgarh & Palwal). These samples are being processed analysis is going on.
  8. Experimental work is being carried out at IPFT for development of Nano emulsion formulation of bio- efficacy enhancement and dose reduction of Active Ingredient. Experimental work has been initiated for development of Neem based formation for mosquito larva control.
  9. By the end of August 2022, the Welfare Commissioner, Bhopal Gas Victim decided 63,626 ex-gratia cases, out of which awarded and rejected cases are 52,133 and 11,493 respectively. A cumulative amount of Rs. 870.59/- crore has been awarded to 52,133 claimants. During the month, an amount of Rs. 92 lakhs has been disbursed to 38 awarded cases.
  10. An in-house training on Microsoft excel was organized for all consultants, ASOs and DEOs in the Department on 26<sup>th</sup> August, 2022.
  11. During the period from 13<sup>th</sup> -15<sup>th</sup> August, 2022 National flag was provided to all employees of the Department, to encourage its hoisting in their homes, under the aegis of Azadi ka Amrit Mahostav (AKAM) -"Har Ghar Tiranga" campaign.
  12. All Covid-19 related precautions continue to be followed in the Department, and it's PSUs/ABs.
13. **Production of Chemicals & Petrochemicals:**
- I. The quantum of production of *Major Chemicals* increased to 32.56 lakh tonnes during 2022-23 (Up to June 2022) as compared to 30.37 lakh tonnes during the corresponding period of the previous year, recording an increase of 7.22%.
  - II. Production of all Major Chemicals viz. *Alkali Chemicals, Inorganic Chemicals, Organic Chemicals* has increased except *Pesticides & Insecticides and Dyes & Pigments* during the period as compared to the last year.
  - III. The quantum of production of *Major Petrochemicals* declined to 98.53 lakh tonnes during 2022-23 (Up to June 2022) as compared to 107.48 lakh tonnes during the corresponding period of the previous year, recording a decrease of 3.35%.
  - IV. Production of the Major Petrochemicals i.e. *Synthetic Fibre, Performance Plastics and Other Petrochemicals* has increased, while the production of *Fibre Intermediate, Polymers, Synthetic Rubber, Synthetic Detergent Intermediates, Olefins, and Aromatics* has decreased during the period as compared to the last year.

Following diagram presents a summary of Major Chemicals & Petrochemicals Production during 2022-23 (up to June 2022) viz.-a-viz. 2021-22 (up to June 2021). (Data is given at Table-I & II)



#### 14. Import/ Export of Major Chemicals & Petro-Chemicals:

(i) *Major Chemicals* valued at Rs.7,118/- crores and *Major Petrochemicals* valued at Rs 6,631 crores were exported in the month of June, 2022. The import of *Major Chemicals* and *Major Petrochemicals* were to the tune of Rs 5,851/- crores and Rs.13,974/- crores respectively during the month.

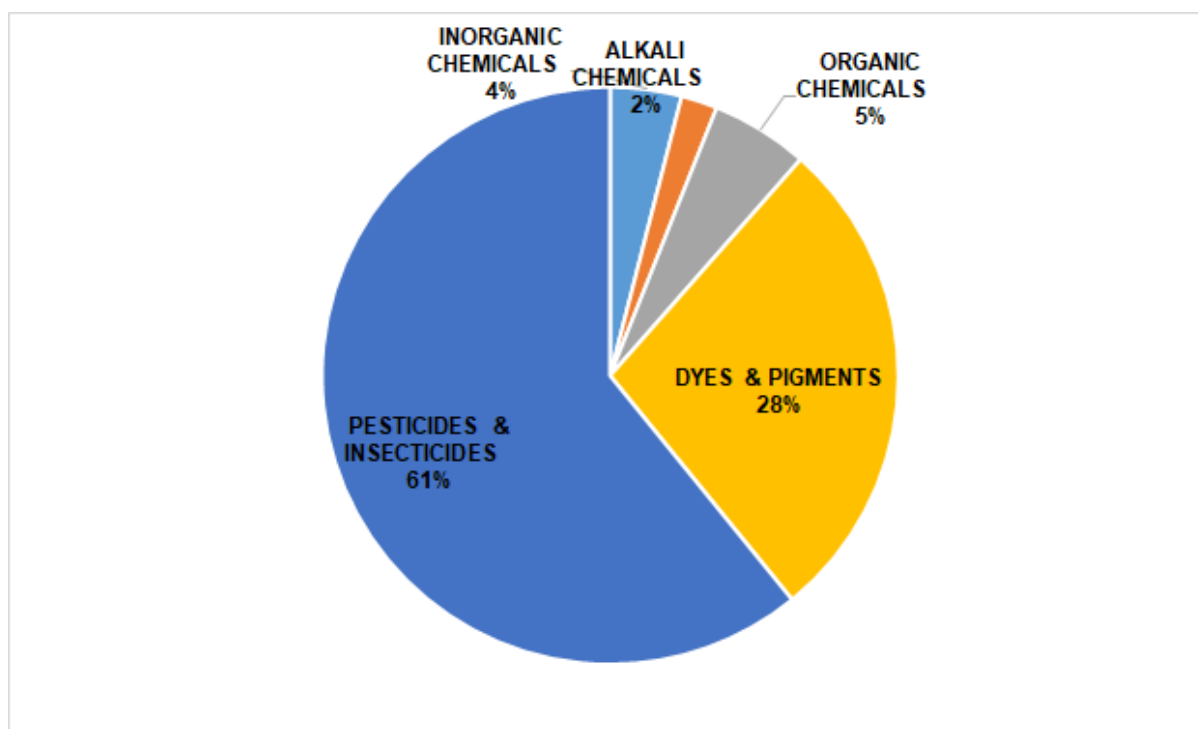
(ii) The combined exports of *Major Chemicals* and *Major Petrochemicals* in the year in 2022-23 (up to June 2022) has increased to Rs. 36.52/- thousand crores from 34.68/- thousand crores. The imports have increased to Rs.55.26/- thousand crores from Rs. 42.48/- thousand crores over the corresponding period of last year.

(iii) While exports and imports have both been more than that of the corresponding period of previous year, increase in imports has been more. There is a trade deficit of Rs.18.74 /- thousand crores in the current year in comparison to a trade deficit of Rs.7.8/- thousand crores in the corresponding period of the previous year.

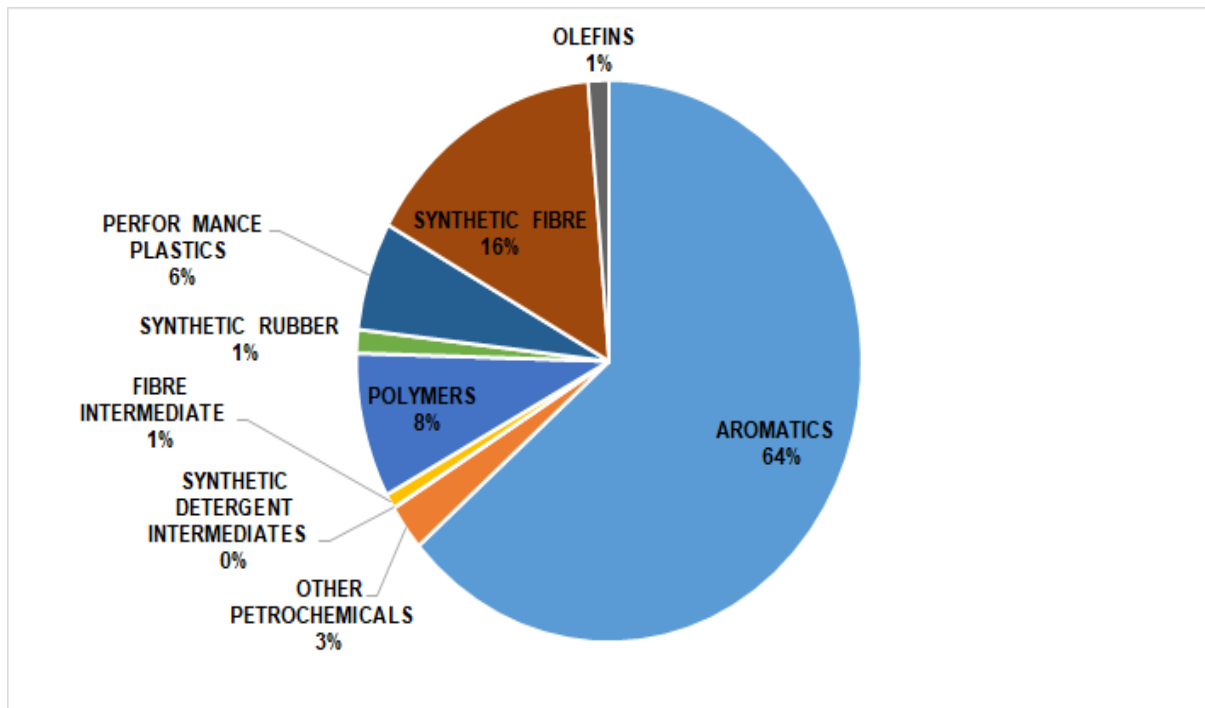
(iv) The export figures for *Major Chemicals* and *Major Petrochemicals* for April-June, 2021 stood at Rs 16.45/- thousand crores and Rs.18.22/- thousand crores respectively. The import figures for *Major Chemicals* and *Major Petrochemicals* for April-June, 2021 stood at Rs.13.02/- thousand crores and Rs. 29.46/- thousand crores respectively.

The pie charts below indicate the shares of different groups of Major Chemicals and Petrochemicals in total trade.

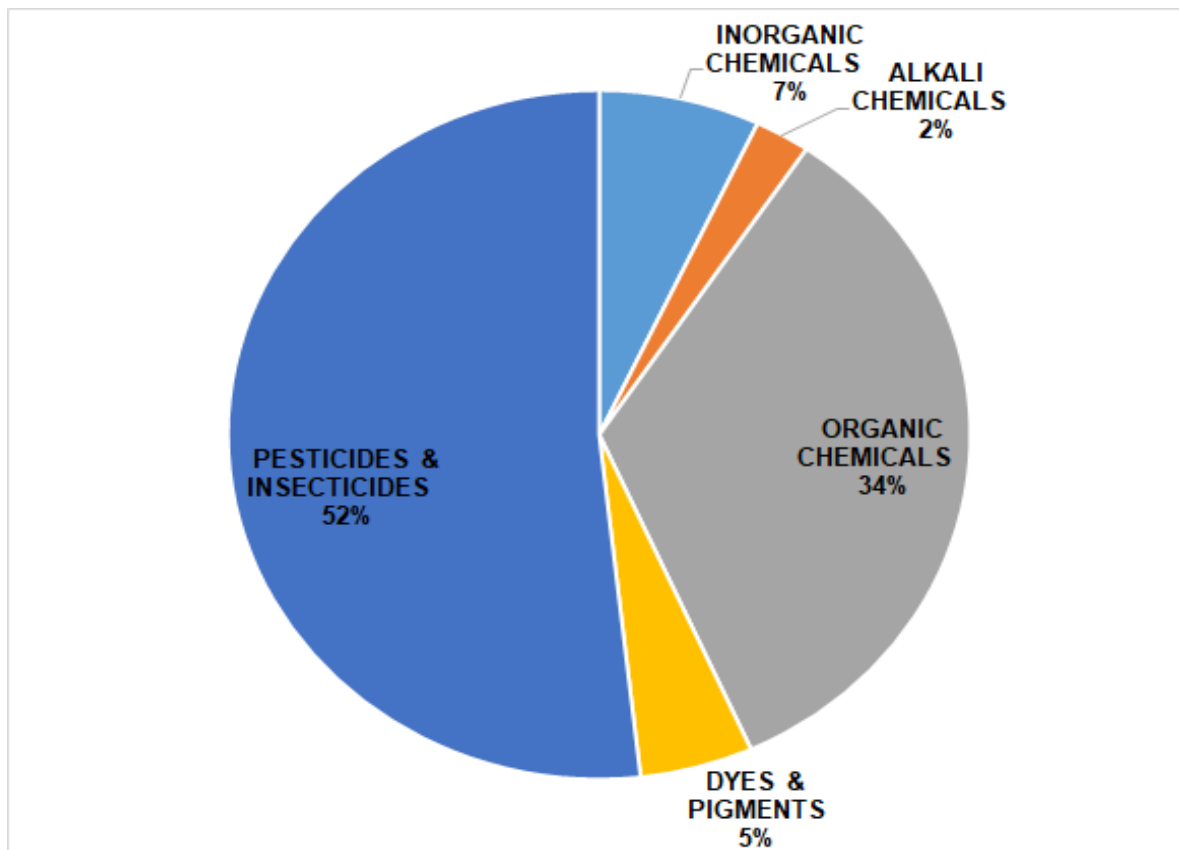
#### Export of Major Chemicals in June-2022 (2022-23)



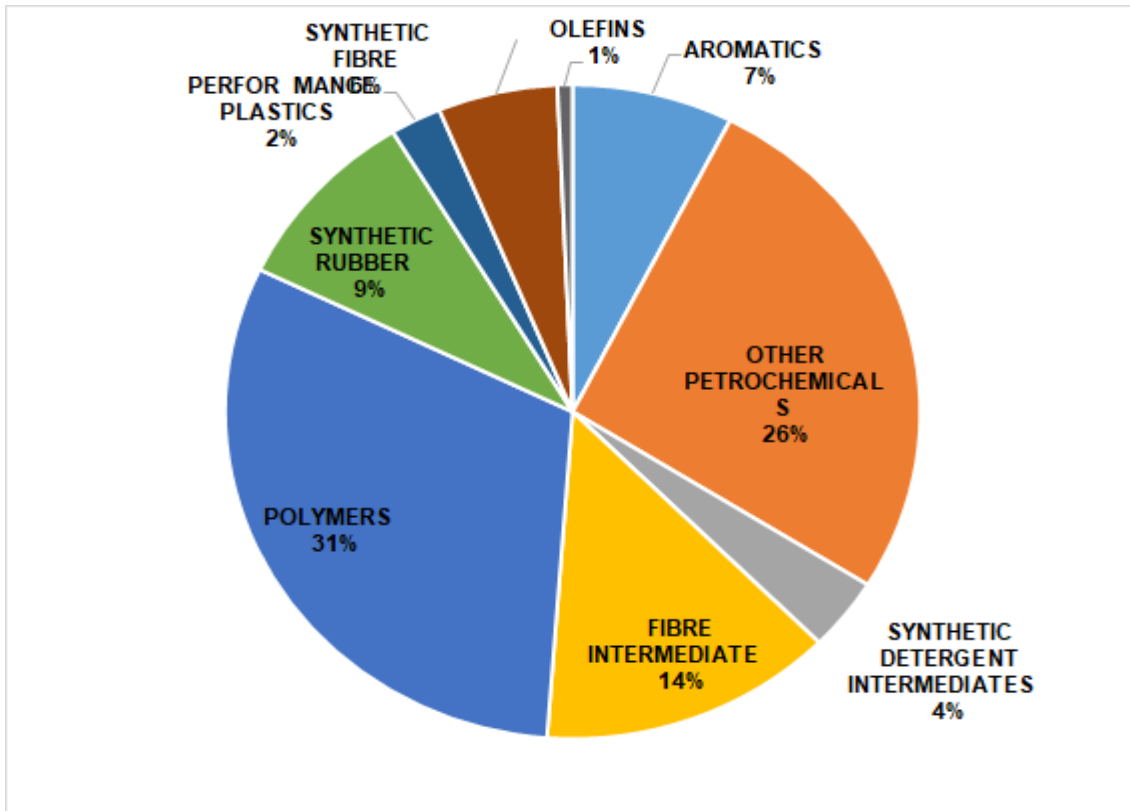
### Export of Major Petrochemicals in June-2022 (2022-23)



### Import of Major Chemicals in June-2022 (2022-23)



### Import of Major Petrochemicals in June-2022 (2022-23)



**Table-I**

<b>Production of Major Chemicals</b>				
<b>(Qty: MTs)</b>				
<b>S. No.</b>	<b>Name of the Major Chemical Group</b>	<b>2021-22 (April-June 2021)</b>	<b>2022-23 (April- June 2022)</b>	<b>% Growth in 2022-23 over 2021-22</b>
1	Alkali Chemicals	2171698	2374628	9.34
2	Inorganic Chemicals	245781	258322	5.10
3	Organic Chemicals	448706	462288	3.03
4	Pesticides & Insecticides	75461	71453	-5.31
5	Dyes & Pigments	95120	89462	-5.95
	<b>Total</b>	<b>3036766</b>	<b>3256153</b>	<b>7.22</b>

**Table-II**

<b>Production of Major Petrochemicals</b>				
<b>(Qty: MTs)</b>				
<b>S.No.</b>	<b>Name of the Major Petrochemical Group</b>	<b>2021-22 (April-June 2021)</b>	<b>2022-23 (April- June 2022)</b>	<b>% Growth in 2022-23 over 2021-22</b>
1	Synthetic Fibre	936517	1010373	7.89
2	Fibre Intermediate	1311366	1265010	-3.53
3	Polymers	2955927	2761722	-6.57
4	Synthetic Rubber	97240	79912	-17.82
5	Synthetic Detergent Intermediates	194151	164355	-15.35
6	Performance Plastics	367661	458749	24.77
7	Olefins	3044207	2697006	-11.41
8	Aromatics	1271606	812388	-36.11
9	Other Petrochemicals	569784	603757	5.96
	<b>Total</b>	<b>10748459</b>	<b>9853272</b>	<b>-8.33</b>

**Based on Monthly Production Return received from Large & Medium Scale Industries.**